

SUMMARY OF APPROVED BUDGET, UTILIZATIONS, DISBURSEMENTS AND BALANCES BY OBJECT OF EXPENDITURES

(For Off-Budgetary Funds)

As at the Quarter Ending December 31, 2021

Department : State Universities and Colleges (SUCs)
 Agency/Entity : Tarlac State University
 Operating Unit : < not applicable >
 Organization Code (UACS) : 08 037 0000000
 Fund Cluster : 05 Internally Generated Funds
 (e.g. UACS Fund Cluster: 05-Internally Generated Funds and 06-Business Related Funds)

Particulars	UACS CODE	Approved Budget			Utilizations					Disbursements					Balances		
		Approved Budgeted Revenue	Adjustments (Reductions, Modifications/)	Adjusted Budgeted Revenue	1st Quarter Ending March 31	2nd Quarter Ending June 30	3rd Quarter Ending Sept. 30	4th Quarter Ending Dec. 31	Total	1st Quarter Ending March 31	2nd Quarter Ending June 30	3rd Quarter Ending Sept. 30	4th Quarter Ending Dec. 31	TOTAL	Utilized Budget	Unpaid Obligations	
																Due and Demandable	Not Yet Due and Demandable
1	2	3	4	5=[(3+(-4))]	6	7	8	9	10=(6+7+8+9)	11	12	13	14	15=(11+12+13+14)	16=(5-10)	17	18
SUMMARY																	
A. AGENCY SPECIFIC BUDGET																	
Personnel Services		45,030,836.09	0.00	45,030,836.09	4,725,690.92	12,210,159.49	9,668,570.22	17,959,037.69	44,583,458.32	4,641,080.31	12,219,166.58	9,294,237.47	18,338,781.93	44,493,266.29	447,377.77	0.00	90,192.03
Salaries and Wages	5010100000	3,275,284.90	(500,000.00)	2,775,284.90	659,421.27	638,202.00	848,986.62	628,675.01	2,775,284.90	659,421.27	638,202.00	848,986.62	628,675.01	2,775,284.90	0.00	0.00	0.00
Salaries and Wages - Casual/Contractual	5010102000	3,275,284.90	(500,000.00)	2,775,284.90	659,421.27	638,202.00	848,986.62	628,675.01	2,775,284.90	659,421.27	638,202.00	848,986.62	628,675.01	2,775,284.90	0.00	0.00	0.00
Salaries and Wages - Casual/Contractual	5010102000	3,275,284.90	(500,000.00)	2,775,284.90	659,421.27	638,202.00	848,986.62	628,675.01	2,775,284.90	659,421.27	638,202.00	848,986.62	628,675.01	2,775,284.90	0.00	0.00	0.00
Other Compensation	5010200000	41,777,298.19	590,000.00	41,777,298.19	3,969,903.28	11,480,300.16	8,742,701.39	17,177,827.45	41,370,732.19	3,946,950.64	11,457,468.39	8,376,661.60	17,499,644.81	41,280,725.44	406,566.00	0.00	90,006.75
Personal Economic Relief Allowance (PERA)	5010201000	364,709.60	0.00	364,709.60	69,677.40	66,000.00	135,032.20	94,000.00	364,709.60	69,677.40	66,000.00	135,032.20	94,000.00	364,709.60	0.00	0.00	0.00
PERA - Civilian	5010201001	364,709.60	0.00	364,709.60	69,677.40	66,000.00	135,032.20	94,000.00	364,709.60	69,677.40	66,000.00	135,032.20	94,000.00	364,709.60	0.00	0.00	0.00
Clothing/Uniform Allowance	5010204000	90,000.00	0.00	90,000.00	0.00	0.00	72,000.00	0.00	72,000.00	0.00	0.00	72,000.00	0.00	72,000.00	18,000.00	0.00	0.00
Clothing/Uniform Allowance - Civilian	5010204001	90,000.00	0.00	90,000.00	0.00	0.00	72,000.00	0.00	72,000.00	0.00	0.00	72,000.00	0.00	72,000.00	18,000.00	0.00	0.00
Honoraria	5010210000	39,239,105.20	(500,000.00)	38,739,105.20	3,485,512.99	10,612,917.06	8,096,314.67	16,544,360.48	38,739,105.20	3,463,251.04	10,615,267.63	7,704,401.94	16,877,466.32	38,660,386.93	0.00	0.00	78,718.27
Honoraria - Civilian	5010210001	39,239,105.20	(500,000.00)	38,739,105.20	3,485,512.99	10,612,917.06	8,096,314.67	16,544,360.48	38,739,105.20	3,463,251.04	10,615,267.63	7,704,401.94	16,877,466.32	38,660,386.93	0.00	0.00	78,718.27
Overtime and Night Pay	5010213000	897,783.39	1,000,000.00	1,897,783.39	414,712.89	588,649.10	439,354.43	455,066.97	1,897,783.39	414,022.20	563,466.70	465,227.46	443,778.49	1,896,494.91	0.00	0.00	11,288.48
Overtime Pay	5010213001	840,014.85	1,000,000.00	1,840,014.85	401,119.14	575,478.44	419,638.78	443,778.49	1,840,014.85	400,527.18	563,466.76	432,242.42	443,778.49	1,840,014.85	0.00	0.00	0.00
Night-shift Differential Pay	5010213002	57,768.54	0.00	57,768.54	13,593.75	13,170.66	19,715.65	11,288.48	57,768.54	13,495.02	0.00	32,985.04	0.00	46,480.06	0.00	0.00	11,288.48
Year End Bonus	5010214000	267,850.00	0.00	267,850.00	0.00	0.00	0.00	27,500.00	27,500.00	0.00	0.00	0.00	27,500.00	27,500.00	240,350.00	0.00	0.00
Bonus - Civilian	5010214001	267,850.00	0.00	267,850.00	0.00	0.00	0.00	27,500.00	27,500.00	0.00	0.00	0.00	27,500.00	27,500.00	240,350.00	0.00	0.00
Cash Gift	5010215000	75,000.00	0.00	75,000.00	0.00	0.00	0.00	42,500.00	42,500.00	0.00	0.00	0.00	42,500.00	42,500.00	32,500.00	0.00	0.00
Cash Gift - Civilian	5010215001	75,000.00	0.00	75,000.00	0.00	0.00	0.00	42,500.00	42,500.00	0.00	0.00	0.00	42,500.00	42,500.00	32,500.00	0.00	0.00
Mid-Year Bonus - Civilian	5010216000	267,850.00	0.00	267,850.00	0.00	212,734.00	0.00	14,400.00	227,134.00	0.00	212,734.00	0.00	14,400.00	227,134.00	40,716.00	0.00	0.00
Mid-Year Bonus - Civilian	5010216001	267,850.00	0.00	267,850.00	0.00	212,734.00	0.00	14,400.00	227,134.00	0.00	212,734.00	0.00	14,400.00	227,134.00	40,716.00	0.00	0.00
Other Bonuses and Allowances	5010299000	75,000.00	0.00	75,000.00	0.00	0.00	0.00	0.00	0.00	0.00	0.00	0.00	0.00	0.00	75,000.00	0.00	0.00
Productivity Enhancement Incentive - Civilian	5010299012	75,000.00	0.00	75,000.00	0.00	0.00	0.00	0.00	0.00	0.00	0.00	0.00	0.00	0.00	75,000.00	0.00	0.00
Personnel Benefit Contributions	5010300000	478,253.00	0.00	478,253.00	96,366.37	91,657.33	96,882.30	152,535.23	437,441.23	34,708.40	123,496.19	68,589.25	210,462.11	437,255.95	40,811.77	0.00	185.28
Retirement and Life Insurance Premiums	5010301000	385,704.00	0.00	385,704.00	79,130.55	76,584.24	81,768.24	123,150.64	360,633.67	23,279.61	106,907.10	52,784.16	177,662.80	360,633.67	25,070.33	0.00	0.00

Department : State Universities and Colleges (SUCs)
 Agency/Entity : Tarlac State University
 Operating Unit : < not applicable >
 Organization Code (UACS) : 08 037 0000000
 Fund Cluster : 05 Internally Generated Funds
 (e.g. UACS Fund Cluster: 05-Internally Generated Funds and 06-Business Related Funds)

Particulars	UACS CODE	Approved Budget			Utilizations					Disbursements					Balances		
		Approved Budgeted Revenue	Adjustments (Reductions, Modifications)/	Adjusted Budgeted Revenue	1st Quarter Ending March 31	2nd Quarter Ending June 30	3rd Quarter Ending Sept. 30	4th Quarter Ending Dec. 31	Total	1st Quarter Ending March 31	2nd Quarter Ending June 30	3rd Quarter Ending Sept. 30	4th Quarter Ending Dec. 31	TOTAL	Unutilized Budget	Unpaid Obligations	
																Due and Demandable	Not Yet Due and Demandable
1	2	3	4	5=[(3+(-)4)]	6	7	8	9	10=(6+7+8+9)	11	12	13	14	15=(11+12+13+14)	16=(5-10)	17	18
SUMMARY																	
A. AGENCY SPECIFIC BUDGET																	
Retirement and Life Insurance Premiums	5010301000	385,704.00	0.00	385,704.00	79,130.55	76,584.24	81,768.24	123,150.64	360,633.67	23,279.61	106,907.10	52,784.16	177,662.80	360,633.67	25,070.33	0.00	0.00
Pag-IBIG Contributions	5010302000	18,000.00	0.00	18,000.00	3,600.00	2,200.00	4,700.00	4,900.00	15,400.00	3,600.00	2,200.00	3,500.00	6,100.00	15,400.00	2,600.00	0.00	0.00
Pag-IBIG - Civilian	5010302001	18,000.00	0.00	18,000.00	3,600.00	2,200.00	4,700.00	4,900.00	15,400.00	3,600.00	2,200.00	3,500.00	6,100.00	15,400.00	2,600.00	0.00	0.00
PhilHealth Contributions	5010303000	56,249.00	0.00	56,249.00	10,035.82	9,573.09	6,814.06	16,684.59	43,107.56	6,628.79	9,789.09	10,005.09	16,499.31	42,922.28	13,141.44	0.00	185.28
PhilHealth - Civilian	5010303001	56,249.00	0.00	56,249.00	10,035.82	9,573.09	6,814.06	16,684.59	43,107.56	6,628.79	9,789.09	10,005.09	16,499.31	42,922.28	13,141.44	0.00	185.28
Employees Compensation Insurance Premiums (ECIP)	5010304000	18,300.00	0.00	18,300.00	3,600.00	3,300.00	3,600.00	7,800.00	18,300.00	1,200.00	4,600.00	2,300.00	10,200.00	18,300.00	0.00	0.00	0.00
ECIP - Civilian	5010304001	18,300.00	0.00	18,300.00	3,600.00	3,300.00	3,600.00	7,800.00	18,300.00	1,200.00	4,600.00	2,300.00	10,200.00	18,300.00	0.00	0.00	0.00
Other Personnel Benefits	5010400000	0.00	0.00	0.00	0.00	0.00	0.00	0.00	0.00	0.00	0.00	0.00	0.00	0.00	0.00	0.00	0.00
Terminal Leave Benefits	5010403000	0.00	0.00	0.00	0.00	0.00	0.00	0.00	0.00	0.00	0.00	0.00	0.00	0.00	0.00	0.00	0.00
Terminal Leave Benefits - Civilian	5010403001	0.00	0.00	0.00	0.00	0.00	0.00	0.00	0.00	0.00	0.00	0.00	0.00	0.00	0.00	0.00	0.00
Maintenance and Other Operating Expenses		146,772,359.23	0.00	146,772,359.23	21,967,761.19	26,852,719.88	14,667,974.96	34,100,024.27	97,588,480.30	19,547,817.50	23,174,735.23	17,323,311.26	30,901,286.40	90,947,150.39	49,183,878.93	0.00	6,641,329.91
Traveling Expenses	5020100000	4,400,000.00	0.00	4,400,000.00	0.00	1,100.00	0.00	12,200.00	13,300.00	0.00	1,100.00	0.00	5,700.00	6,800.00	4,386,700.00	0.00	6,500.00
Traveling Expenses - Local	5020101000	2,550,000.00	0.00	2,550,000.00	0.00	1,100.00	0.00	12,200.00	13,300.00	0.00	1,100.00	0.00	5,700.00	6,800.00	2,536,700.00	0.00	6,500.00
Traveling Expenses - Local	5020101000	2,550,000.00	0.00	2,550,000.00	0.00	1,100.00	0.00	12,200.00	13,300.00	0.00	1,100.00	0.00	5,700.00	6,800.00	2,536,700.00	0.00	6,500.00
Traveling Expenses - Foreign	5020102000	1,850,000.00	0.00	1,850,000.00	0.00	0.00	0.00	0.00	0.00	0.00	0.00	0.00	0.00	0.00	1,850,000.00	0.00	0.00
Traveling Expenses - Foreign	5020102000	1,850,000.00	0.00	1,850,000.00	0.00	0.00	0.00	0.00	0.00	0.00	0.00	0.00	0.00	0.00	1,850,000.00	0.00	0.00
Training and Scholarship Expenses	5020200000	3,450,000.00	0.00	3,450,000.00	306,480.00	1,800.00	220,822.51	485,500.00	1,014,602.51	62,730.00	146,800.00	290,822.51	250,500.00	750,852.51	2,435,397.49	0.00	263,750.00
Training Expenses	5020201000	2,200,000.00	0.00	2,200,000.00	18,980.00	1,800.00	40,822.51	83,000.00	144,602.51	18,980.00	1,800.00	40,822.51	83,000.00	144,602.51	2,055,397.49	0.00	0.00
Training Expenses	5020201002	2,200,000.00	0.00	2,200,000.00	18,980.00	1,800.00	40,822.51	83,000.00	144,602.51	18,980.00	1,800.00	40,822.51	83,000.00	144,602.51	2,055,397.49	0.00	0.00
Scholarship Grants/Expenses	5020202000	1,250,000.00	0.00	1,250,000.00	287,500.00	0.00	180,000.00	402,500.00	870,000.00	43,750.00	145,000.00	250,000.00	167,500.00	606,250.00	380,000.00	0.00	263,750.00
Scholarship Grants/Expenses	5020202000	1,250,000.00	0.00	1,250,000.00	287,500.00	0.00	180,000.00	402,500.00	870,000.00	43,750.00	145,000.00	250,000.00	167,500.00	606,250.00	380,000.00	0.00	263,750.00
Supplies and Materials Expenses	5020300000	18,732,320.00	0.00	18,732,320.00	218,848.20	441,984.91	1,006,623.00	705,391.30	2,372,847.41	176,307.70	469,125.41	894,115.00	1,005,183.08	2,644,731.19	16,359,472.59	0.00	(271,883.78)
Office Supplies Expenses	5020301000	2,582,320.00	0.00	2,582,320.00	0.00	26,160.66	85,138.00	0.00	111,298.66	0.00	26,160.66	61,290.00	418,145.47	505,596.13	2,471,021.34	0.00	(394,297.47)
Office Supplies Expenses	5020301002	2,582,320.00	0.00	2,582,320.00	0.00	26,160.66	85,138.00	0.00	111,298.66	0.00	26,160.66	61,290.00	418,145.47	505,596.13	2,471,021.34	0.00	(394,297.47)
Fuel, Oil and Lubricants Expenses	5020309000	1,000,000.00	0.00	1,000,000.00	34,620.00	0.00	0.00	134,957.80	169,577.80	30,560.00	0.00	0.00	42,031.20	72,591.20	830,422.20	0.00	96,986.60
Fuel, Oil and Lubricants Expenses	5020309000	1,000,000.00	0.00	1,000,000.00	34,620.00	0.00	0.00	134,957.80	169,577.80	30,560.00	0.00	0.00	42,031.20	72,591.20	830,422.20	0.00	96,986.60
Semi-Expendable Machinery and Equipment Expenses	5020321000	7,250,000.00	0.00	7,250,000.00	11,340.00	0.00	2,988.00	0.00	14,328.00	7,900.00	0.00	6,428.00	0.00	14,328.00	7,235,672.00	0.00	0.00
Semi-Expendable Machinery and Equipment Expenses	5020321000	7,250,000.00	0.00	7,250,000.00	11,340.00	0.00	2,988.00	0.00	14,328.00	7,900.00	0.00	6,428.00	0.00	14,328.00	7,235,672.00	0.00	0.00
Semi-Expendable Furniture, Fixtures and Books Expenses	5020322000	2,000,000.00	0.00	2,000,000.00	44,990.00	0.00	0.00	0.00	44,990.00	37,090.00	0.00	7,900.00	0.00	44,990.00	1,955,010.00	0.00	0.00
Semi-Expendable Furniture, Fixtures and Books Expenses	5020322000	2,000,000.00	0.00	2,000,000.00	44,990.00	0.00	0.00	0.00	44,990.00	37,090.00	0.00	7,900.00	0.00	44,990.00	1,955,010.00	0.00	0.00

Department : State Universities and Colleges (SUCs)
 Agency/Entity : Tarlac State University
 Operating Unit : < not applicable >
 Organization Code (UACS) : 08 037 0000000
 Fund Cluster : 05 Internally Generated Funds

(e.g. UACS Fund Cluster: 05-Internally Generated Funds and 06-Business Related Funds)

Particulars	UACS CODE	Approved Budget			Utilizations					Disbursements					Balances		
		Approved Budgeted Revenue	Adjustments (Reductions, Modifications/	Adjusted Budgeted Revenue	1st Quarter Ending March 31	2nd Quarter Ending June 30	3rd Quarter Ending Sept. 30	4th Quarter Ending Dec. 31	Total	1st Quarter Ending March 31	2nd Quarter Ending June 30	3rd Quarter Ending Sept. 30	4th Quarter Ending Dec. 31	TOTAL	Unutilized Budget	Unpaid Obligations	
																Due and Demandable	Not Yet Due and Demandable
1	2	3	4	5=(3+(-)4]	6	7	8	9	10=(6+7+8+9)	11	12	13	14	15=(11+12+13+14)	16=(5-10)	17	18
SUMMARY																	
A. AGENCY SPECIFIC BUDGET																	
Other Supplies and Materials Expenses	5020399000	5,900,000.00	0.00	5,900,000.00	127,898.20	415,824.25	918,497.00	570,433.50	2,032,652.95	100,757.70	442,964.75	918,497.00	545,006.41	2,007,225.86	3,867,347.05	0.00	25,427.09
Other Supplies and Materials Expenses	5020399000	5,900,000.00	0.00	5,900,000.00	127,898.20	415,824.25	918,497.00	570,433.50	2,032,652.95	100,757.70	442,964.75	918,497.00	545,006.41	2,007,225.86	3,867,347.05	0.00	25,427.09
Utility Expenses	5020400000	6,000,000.00	(1,800,000.00)	4,200,000.00	180,779.04	183,059.01	217,780.28	197,919.30	779,537.63	103,817.75	200,777.34	222,072.30	206,718.52	733,385.91	3,420,462.37	0.00	46,151.72
Water Expenses	5020401000	1,000,000.00	0.00	1,000,000.00	0.00	0.00	0.00	0.00	0.00	0.00	0.00	0.00	0.00	0.00	1,000,000.00	0.00	0.00
Water Expenses	5020401000	1,000,000.00	0.00	1,000,000.00	0.00	0.00	0.00	0.00	0.00	0.00	0.00	0.00	0.00	0.00	1,000,000.00	0.00	0.00
Electricity Expenses	5020402000	5,000,000.00	(1,800,000.00)	3,200,000.00	180,779.04	183,059.01	217,780.28	197,919.30	779,537.63	103,817.75	200,777.34	222,072.30	206,718.52	733,385.91	2,420,462.37	0.00	46,151.72
Electricity Expenses	5020402000	5,000,000.00	(1,800,000.00)	3,200,000.00	180,779.04	183,059.01	217,780.28	197,919.30	779,537.63	103,817.75	200,777.34	222,072.30	206,718.52	733,385.91	2,420,462.37	0.00	46,151.72
Communication Expenses	5020500000	6,000,000.00	0.00	6,000,000.00	454,791.91	684,356.56	441,545.01	669,367.27	2,250,060.75	334,823.60	657,379.00	568,305.28	642,375.27	2,203,883.15	3,749,939.25	0.00	46,177.60
Telephone Expenses	5020502000	2,000,000.00	0.00	2,000,000.00	281,280.97	373,160.37	289,227.67	354,859.27	1,298,568.28	207,490.26	373,174.81	363,003.94	354,899.27	1,298,568.28	701,431.72	0.00	0.00
Mobile	5020502001	1,000,000.00	0.00	1,000,000.00	223,636.71	222,473.47	217,519.97	138,593.37	802,223.52	149,846.00	222,487.91	291,296.24	138,583.37	802,223.52	197,776.48	0.00	0.00
Landline	5020502002	1,000,000.00	0.00	1,000,000.00	57,644.26	150,686.90	71,707.70	216,305.90	496,344.76	57,644.26	150,686.90	71,707.70	216,305.90	496,344.76	503,655.24	0.00	0.00
Internet Subscription Expenses	5020503000	4,000,000.00	0.00	4,000,000.00	173,510.94	311,196.19	152,317.34	314,468.00	951,492.47	127,333.34	284,204.19	206,301.34	287,476.00	905,314.87	3,048,507.53	0.00	46,177.60
Internet Subscription Expenses	5020503000	4,000,000.00	0.00	4,000,000.00	173,510.94	311,196.19	152,317.34	314,468.00	951,492.47	127,333.34	284,204.19	206,301.34	287,476.00	905,314.87	3,048,507.53	0.00	46,177.60
Awards/Rewards and Prizes	5020600000	6,407,834.93	(1,800,000.00)	4,607,834.93	224,776.65	405,933.33	232,666.67	656,022.66	1,519,399.31	146,466.65	247,013.33	196,166.67	527,613.33	1,117,259.98	3,988,435.62	0.00	402,139.33
Awards/Rewards Expenses	5020601000	5,307,834.93	(1,800,000.00)	3,507,834.93	68,666.65	290,533.33	211,666.67	255,657.66	826,524.31	58,666.65	153,333.33	196,166.67	218,033.33	626,199.98	2,681,310.62	0.00	200,324.33
Awards/Rewards Expenses	5020601001	5,307,834.93	(1,800,000.00)	3,507,834.93	68,666.65	290,533.33	211,666.67	255,657.66	826,524.31	58,666.65	153,333.33	196,166.67	218,033.33	626,199.98	2,681,310.62	0.00	200,324.33
Prizes	5020602000	1,100,000.00	0.00	1,100,000.00	156,110.00	115,400.00	21,000.00	400,365.00	692,875.00	87,800.00	93,680.00	0.00	309,580.00	491,060.00	407,125.00	0.00	201,815.00
Prizes	5020602000	1,100,000.00	0.00	1,100,000.00	156,110.00	115,400.00	21,000.00	400,365.00	692,875.00	87,800.00	93,680.00	0.00	309,580.00	491,060.00	407,125.00	0.00	201,815.00
Professional Services	5021100000	49,796,631.23	3,600,000.00	53,396,631.23	14,221,763.71	16,287,390.53	7,246,067.26	14,196,023.14	51,951,244.64	13,763,564.87	15,602,070.19	8,137,283.62	11,813,321.82	49,316,240.50	1,445,386.59	0.00	2,635,004.14
Legal Services	5021101000	250,000.00	0.00	250,000.00	80,000.00	0.00	9,579.80	150,000.00	239,579.80	80,000.00	0.00	9,579.80	150,000.00	239,579.80	10,420.20	0.00	0.00
Legal Services	5021101000	250,000.00	0.00	250,000.00	80,000.00	0.00	9,579.80	150,000.00	239,579.80	80,000.00	0.00	9,579.80	150,000.00	239,579.80	10,420.20	0.00	0.00
Auditing Services	5021102000	100,000.00	0.00	100,000.00	0.00	118.75	0.00	0.00	118.75	0.00	0.00	0.00	0.00	0.00	99,881.25	0.00	118.75
Auditing Services	5021102000	100,000.00	0.00	100,000.00	0.00	118.75	0.00	0.00	118.75	0.00	0.00	0.00	0.00	0.00	99,881.25	0.00	118.75
Consultancy Services	5021103000	2,200,000.00	1,800,000.00	4,000,000.00	0.00	0.00	245,000.00	3,639,492.75	3,884,492.75	0.00	0.00	0.00	275,000.00	275,000.00	115,507.25	0.00	3,609,492.75
Consultancy Services	5021103002	2,200,000.00	1,800,000.00	4,000,000.00	0.00	0.00	245,000.00	3,639,492.75	3,884,492.75	0.00	0.00	0.00	275,000.00	275,000.00	115,507.25	0.00	3,609,492.75
Other Professional Services	5021199000	47,246,631.23	1,800,000.00	49,046,631.23	14,141,763.71	16,287,271.78	6,991,487.46	10,406,530.39	47,827,053.34	13,683,564.87	15,602,070.19	8,127,703.82	11,388,321.82	48,801,660.70	1,219,577.89	0.00	(974,607.36)
Other Professional Services	5021199000	47,246,631.23	1,800,000.00	49,046,631.23	14,141,763.71	16,287,271.78	6,991,487.46	10,406,530.39	47,827,053.34	13,683,564.87	15,602,070.19	8,127,703.82	11,388,321.82	48,801,660.70	1,219,577.89	0.00	(974,607.36)
General Services	5021200000	12,387,505.77	0.00	12,387,505.77	1,411,433.24	359,553.52	481,918.63	9,746,336.09	11,999,241.48	1,391,933.08	341,281.76	420,063.56	8,783,110.89	10,936,389.29	388,264.29	0.00	1,062,852.19
Janitorial Services	5021202000	3,600,000.00	0.00	3,600,000.00	754,107.63	71,236.28	178,420.21	2,581,867.96	3,585,632.08	754,107.63	70,984.28	176,284.89	2,584,295.28	3,585,632.08	14,367.92	0.00	0.00
Janitorial Services	5021202000	3,600,000.00	0.00	3,600,000.00	754,107.63	71,236.28	178,420.21	2,581,867.96	3,585,632.08	754,107.63	70,984.28	176,284.89	2,584,295.28	3,585,632.08	14,367.92	0.00	0.00

This report was generated using the Unified Reporting System on 02/02/2022 02:41 version: FAR2A.1.1 : Status : SUBMITTED

Department : State Universities and Colleges (SUCs)
 Agency/Entity : Tarlac State University
 Operating Unit : < not applicable >
 Organization Code (UACS) : 08 037 0000000
 Fund Cluster : 05 Internally Generated Funds
 (e.g. UACS Fund Cluster: 05-Internally Generated Funds and 06-Business Related Funds)


Particulars	UACS CODE	Approved Budget			Utilizations					Disbursements					Balances		
		Approved Budgeted Revenue	Adjustments (Reductions, Modifications/	Adjusted Budgeted Revenue	1st Quarter Ending March 31	2nd Quarter Ending June 30	3rd Quarter Ending Sept. 30	4th Quarter Ending Dec. 31	Total	1st Quarter Ending March 31	2nd Quarter Ending June 30	3rd Quarter Ending Sept. 30	4th Quarter Ending Dec. 31	TOTAL	Unutilized Budget	Unpaid Obligations	
																Due and Demandable	Not Yet Due and Demandable
1	2	3	4	5=(3+(-)4]	6	7	8	9	10=(6+7+8+9)	11	12	13	14	15=(11+12+13+14)	16=(5-10)	17	18
SUMMARY																	
A. AGENCY SPECIFIC BUDGET																	
Security Services	5021203000	2,787,505.77	0.00	2,787,505.77	418,189.53	118,584.88	102,564.49	1,774,283.33	2,413,622.23	402,561.77	98,781.76	52,235.06	1,860,043.64	2,413,622.23	373,883.54	0.00	0.00
Security Services	5021203000	2,787,505.77	0.00	2,787,505.77	418,189.53	118,584.88	102,564.49	1,774,283.33	2,413,622.23	402,561.77	98,781.76	52,235.06	1,860,043.64	2,413,622.23	373,883.54	0.00	0.00
Other General Services	5021299000	6,000,000.00	0.00	6,000,000.00	239,136.08	169,732.36	200,933.93	5,390,184.80	5,999,987.17	235,263.68	171,515.72	191,543.61	4,338,811.97	4,937,134.98	12.83	0.00	1,062,852.19
Other General Services	5021299099	6,000,000.00	0.00	6,000,000.00	239,136.08	169,732.36	200,933.93	5,390,184.80	5,999,987.17	235,263.68	171,515.72	191,543.61	4,338,811.97	4,937,134.98	12.83	0.00	1,062,852.19
Repairs and Maintenance	5021300000	3,750,000.00	0.00	3,750,000.00	145,729.91	69,942.10	34,327.99	137,073.07	387,073.07	0.00	0.00	50,266.63	119,018.01	169,284.64	3,362,926.93	0.00	217,788.43
Repairs and Maintenance - Buildings and Other Structures	5021304000	3,000,000.00	0.00	3,000,000.00	0.00	0.00	0.00	0.00	0.00	0.00	0.00	0.00	0.00	0.00	3,000,000.00	0.00	0.00
School Buildings	5021304002	1,500,000.00	0.00	1,500,000.00	0.00	0.00	0.00	0.00	0.00	0.00	0.00	0.00	0.00	0.00	1,500,000.00	0.00	0.00
Other Structures	5021304099	1,500,000.00	0.00	1,500,000.00	0.00	0.00	0.00	0.00	0.00	0.00	0.00	0.00	0.00	0.00	1,500,000.00	0.00	0.00
Repairs and Maintenance - Machinery and Equipment	5021305000	500,000.00	0.00	500,000.00	0.00	0.00	0.00	137,073.07	137,073.07	0.00	0.00	0.00	119,018.01	119,018.01	362,926.93	0.00	18,055.06
Technical and Scientific Equipment	5021305014	250,000.00	0.00	250,000.00	0.00	0.00	0.00	0.00	0.00	0.00	0.00	0.00	0.00	0.00	250,000.00	0.00	0.00
Other Machinery and Equipment	5021305099	250,000.00	0.00	250,000.00	0.00	0.00	0.00	137,073.07	137,073.07	0.00	0.00	0.00	119,018.01	119,018.01	112,926.93	0.00	18,055.06
Repairs and Maintenance - Transportation Equipment	5021306000	250,000.00	0.00	250,000.00	145,729.91	69,942.10	34,327.99	0.00	250,000.00	0.00	0.00	50,266.63	0.00	50,266.63	0.00	0.00	199,733.37
Motor Vehicles	5021306001	250,000.00	0.00	250,000.00	145,729.91	69,942.10	34,327.99	0.00	250,000.00	0.00	0.00	50,266.63	0.00	50,266.63	0.00	0.00	199,733.37
Taxes, Insurance Premiums and Other Fees	5021500000	8,220,000.00	0.00	8,220,000.00	95,298.38	2,836,833.02	841,861.21	3,624,082.51	7,389,075.12	57,178.38	2,840,753.02	16,422.58	4,067,795.14	6,982,149.12	821,924.88	0.00	415,926.00
Taxes, Duties and Licenses	5021501000	220,000.00	0.00	220,000.00	8,140.00	0.00	0.00	0.00	8,140.00	8,140.00	0.00	0.00	0.00	8,140.00	211,860.00	0.00	0.00
Taxes, Duties and Licenses	5021501001	220,000.00	0.00	220,000.00	8,140.00	0.00	0.00	0.00	8,140.00	8,140.00	0.00	0.00	0.00	8,140.00	211,860.00	0.00	0.00
Insurance Expenses	5021503000	8,000,000.00	0.00	8,000,000.00	87,158.38	2,836,833.02	841,861.21	3,624,082.51	7,389,935.12	49,038.38	2,840,753.02	16,422.58	4,067,795.14	6,974,009.12	610,064.88	0.00	415,926.00
Insurance Expenses	5021503000	8,000,000.00	0.00	8,000,000.00	87,158.38	2,836,833.02	841,861.21	3,624,082.51	7,389,935.12	49,038.38	2,840,753.02	16,422.58	4,067,795.14	6,974,009.12	610,064.88	0.00	415,926.00
Other Maintenance and Operating Expenses	5029900000	27,628,067.30	0.00	27,628,067.30	4,707,860.15	5,580,766.90	3,944,362.40	3,670,108.93	17,303,098.38	3,510,995.47	2,668,435.18	6,426,793.11	3,479,950.34	16,086,174.10	9,724,968.92	0.00	1,816,824.28
Advertising Expenses	5029901000	50,000.00	0.00	50,000.00	0.00	0.00	0.00	0.00	0.00	0.00	0.00	0.00	0.00	0.00	50,000.00	0.00	0.00
Advertising Expenses	5029901000	50,000.00	0.00	50,000.00	0.00	0.00	0.00	0.00	0.00	0.00	0.00	0.00	0.00	0.00	50,000.00	0.00	0.00
Printing and Publication Expenses	5029902000	2,922,930.62	0.00	2,922,930.62	9,597.00	0.00	0.00	0.00	9,597.00	4,608.00	4,989.00	0.00	0.00	9,597.00	2,913,333.62	0.00	0.00
Printing and Publication Expenses	5029902000	2,922,930.62	0.00	2,922,930.62	9,597.00	0.00	0.00	0.00	9,597.00	4,608.00	4,989.00	0.00	0.00	9,597.00	2,913,333.62	0.00	0.00
Representation Expenses	5029903000	100,000.00	0.00	100,000.00	0.00	0.00	0.00	0.00	0.00	0.00	0.00	0.00	0.00	0.00	100,000.00	0.00	0.00
Representation Expenses	5029903000	100,000.00	0.00	100,000.00	0.00	0.00	0.00	0.00	0.00	0.00	0.00	0.00	0.00	0.00	100,000.00	0.00	0.00
Rent/Lease Expenses	5029905000	50,000.00	0.00	50,000.00	0.00	0.00	0.00	39,200.00	39,200.00	0.00	0.00	0.00	0.00	39,200.00	10,800.00	0.00	0.00
Rents - Motor Vehicles	5029905003	50,000.00	0.00	50,000.00	0.00	0.00	0.00	39,200.00	39,200.00	0.00	0.00	0.00	0.00	39,200.00	10,800.00	0.00	0.00
Membership Dues and Contributions to Organizations	5029906000	700,000.00	0.00	700,000.00	38,452.00	0.00	0.00	554,153.40	592,605.40	38,452.00	0.00	0.00	388,605.40	427,057.40	107,394.60	0.00	165,548.00
Membership Dues and Contributions to Organizations	5029906000	700,000.00	0.00	700,000.00	38,452.00	0.00	0.00	554,153.40	592,605.40	38,452.00	0.00	0.00	388,605.40	427,057.40	107,394.60	0.00	165,548.00
Subscription Expenses	5029907000	12,549,430.38	0.00	12,549,430.38	1,351,966.40	4,896,806.71	958,988.80	884,277.28	7,892,039.19	771,000.00	1,169,891.58	4,090,918.75	1,198,582.88	7,229,393.21	4,657,391.19	0.00	662,645.98

This report was generated using the Unified Reporting System on 02/02/2022 02:41 version.FAR2A.1.1 ; Status : SUBMITTED

Department : State Universities and Colleges (SUCs)
 Agency/Entity : Tarlac State University
 Operating Unit : < not applicable >
 Organization Code (UACS) : 08 037 0000000
 Fund Cluster : 05 Internally Generated Funds
 (e.g. UACS Fund Cluster: 05-Internally Generated Funds and 06-Business Related Funds)

Particulars	UACS CODE	Approved Budget			Utilizations					Disbursements					Balances		
		Approved Budgeted Revenue	Adjustments (Reductions, Modifications/	Adjusted Budgeted Revenue	1st Quarter Ending March 31	2nd Quarter Ending June 30	3rd Quarter Ending Sept. 30	4th Quarter Ending Dec. 31	Total	1st Quarter Ending March 31	2nd Quarter Ending June 30	3rd Quarter Ending Sept. 30	4th Quarter Ending Dec. 31	TOTAL	Unutilized Budget	Unpaid Obligations	
																5=[(3+(-)4)]	6
1	2	3	4	5=[(3+(-)4)]	6	7	8	9	10=(6+7+8+9)	11	12	13	14	15=(11+12+13+14)	16=(5-10)	17	18
SUMMARY																	
A. AGENCY SPECIFIC BUDGET																	
Other Subscription Expenses	5029907099	12,549,430.38	0.00	12,549,430.38	1,351,966.40	4,696,806.71	958,988.80	884,277.28	7,892,039.19	771,000.00	1,168,891.58	4,090,918.75	1,198,582.88	7,229,393.21	4,657,391.19	0.00	662,645.98
Other Maintenance and Operating Expenses	5029999000	11,255,706.30	0.00	11,255,706.30	3,307,844.75	883,960.19	2,985,373.60	2,192,478.25	9,369,656.79	2,696,935.47	1,494,554.60	2,335,874.36	1,853,562.06	8,380,926.49	1,886,049.51	0.00	988,730.30
Other Maintenance and Operating Expenses	5029999099	11,255,706.30	0.00	11,255,706.30	3,307,844.75	883,960.19	2,985,373.60	2,192,478.25	9,369,656.79	2,696,935.47	1,494,554.60	2,335,874.36	1,853,562.06	8,380,926.49	1,886,049.51	0.00	988,730.30
Capital Outlays		535,358,400.00	0.00	535,358,400.00	6,288,190.00	2,945,887.00	2,075,590.00	13,307,640.52	24,617,307.52	26,490.00	1,030,145.00	9,103,932.00	2,235,195.93	12,395,762.93	510,741,092.48	0.00	12,221,544.59
Property, Plant and Equipment Outlay	5060400000	535,358,400.00	0.00	535,358,400.00	6,288,190.00	2,945,887.00	2,075,590.00	13,307,640.52	24,617,307.52	26,490.00	1,030,145.00	9,103,932.00	2,235,195.93	12,395,762.93	510,741,092.48	0.00	12,221,544.59
Buildings and Other Structures	5060404000	311,700,000.00	(3,000,000.00)	308,700,000.00	0.00	0.00	0.00	9,668,039.52	9,668,039.52	0.00	0.00	0.00	1,410,905.93	1,410,905.93	299,031,960.48	0.00	8,257,133.59
School Buildings	5060404002	296,500,000.00	(3,000,000.00)	293,500,000.00	0.00	0.00	0.00	9,406,039.52	9,406,039.52	0.00	0.00	0.00	1,410,905.93	1,410,905.93	284,093,960.48	0.00	7,995,133.59
Other Structures	5060404099	15,200,000.00	0.00	15,200,000.00	0.00	0.00	0.00	262,000.00	262,000.00	0.00	0.00	0.00	0.00	0.00	14,938,000.00	0.00	262,000.00
Machinery and Equipment Outlay	5060405000	116,958,400.00	0.00	116,958,400.00	5,608,300.00	52,252.00	1,829,580.00	3,597,601.00	11,087,733.00	0.00	358,400.00	5,982,632.00	824,290.00	7,165,322.00	105,870,667.00	0.00	3,922,411.00
Machinery	5060405001	500,000.00	0.00	500,000.00	0.00	0.00	210,000.00	18,000.00	228,000.00	0.00	0.00	0.00	0.00	0.00	272,000.00	0.00	228,000.00
Office Equipment	5060405002	2,920,000.00	0.00	2,920,000.00	0.00	52,252.00	784,000.00	0.00	836,252.00	0.00	0.00	52,252.00	483,700.00	535,952.00	2,083,748.00	0.00	300,300.00
Information and Communication Technology Equipment	5060405003	21,000,000.00	(10,000,000.00)	11,000,000.00	234,400.00	0.00	410,300.00	3,239,011.00	3,883,711.00	0.00	234,400.00	255,200.00	0.00	489,600.00	7,116,289.00	0.00	3,394,111.00
Sports Equipment	5060405013	0.00	10,000,000.00	10,000,000.00	0.00	0.00	0.00	0.00	0.00	0.00	0.00	0.00	0.00	0.00	10,000,000.00	0.00	0.00
Technical and Scientific Equipment	5060405014	73,000,000.00	0.00	73,000,000.00	79,000.00	0.00	380,730.00	340,590.00	800,320.00	0.00	79,000.00	380,730.00	340,590.00	800,320.00	72,199,680.00	0.00	0.00
ICT Software	5060405015	16,038,400.00	0.00	16,038,400.00	4,850,900.00	0.00	0.00	0.00	4,850,900.00	0.00	0.00	4,850,900.00	0.00	4,850,900.00	11,187,500.00	0.00	0.00
Other Machinery and Equipment	5060405099	3,500,000.00	0.00	3,500,000.00	444,000.00	0.00	44,550.00	0.00	488,550.00	0.00	45,000.00	443,550.00	0.00	488,550.00	3,011,450.00	0.00	0.00
Transportation Equipment Outlay	5060406000	0.00	2,500,000.00	2,500,000.00	0.00	2,319,990.00	160,010.00	0.00	2,500,000.00	0.00	0.00	2,500,000.00	0.00	2,500,000.00	0.00	0.00	0.00
Motor Vehicles	5060406001	0.00	2,500,000.00	2,500,000.00	0.00	2,319,990.00	160,010.00	0.00	2,500,000.00	0.00	0.00	2,500,000.00	0.00	2,500,000.00	0.00	0.00	0.00
Furniture, Fixtures and Books Outlay	5060407000	6,700,000.00	0.00	6,700,000.00	679,890.00	18,345.00	66,000.00	0.00	764,235.00	26,490.00	671,745.00	66,000.00	0.00	764,235.00	5,935,765.00	0.00	0.00
Furniture and Fixtures	5060407001	6,700,000.00	0.00	6,700,000.00	679,890.00	18,345.00	66,000.00	0.00	764,235.00	26,490.00	671,745.00	66,000.00	0.00	764,235.00	5,935,765.00	0.00	0.00
Other Property Plant and Equipment Outlay	5060409000	100,000,000.00	500,000.00	100,500,000.00	0.00	555,300.00	0.00	42,000.00	597,300.00	0.00	0.00	555,300.00	0.00	555,300.00	99,902,700.00	0.00	42,000.00
Other Property, Plant and Equipment	5060409099	100,000,000.00	500,000.00	100,500,000.00	0.00	555,300.00	0.00	42,000.00	597,300.00	0.00	0.00	555,300.00	0.00	555,300.00	99,902,700.00	0.00	42,000.00
GRAND TOTAL		727,161,595.32	0.00	727,161,595.32	32,981,642.11	42,008,766.37	26,432,135.18	65,366,702.48	166,789,246.14	24,215,387.81	36,424,046.81	35,721,480.73	51,475,264.26	147,836,179.61	560,372,349.18	0.00	18,953,066.53

Certified Correct:




JASPER A. YAUDER, CPA

Budget Officer

Date: 2022-01-29 14:33:02

Certified Correct:




RYAN R. RONQUILLO, CPA

Accountant

Date: 2022-01-29 14:33:02

Recommending Approval:




JOHN ERWIN C. BANALIO, CPA

Chief Administrative Officer

Date: 2022-01-30 12:20:27

Approved By:



DR. MYRNA Q. MALLARI, CPA

Agency Head

Date: 2022-01-30 12:46:57