

STATEMENT OF APPROPRIATIONS, ALLOTMENTS, OBLIGATIONS, DISBURSEMENTS AND BALANCES
As at the Quarter Ending September 30, 2020

Department : State Universities and Colleges (SUCs)
Agency/Entity : Tarlac State University
Operating Unit : < not applicable >
Organization Code : 08 037 0000000
Fund Cluster : 01 Regular Agency Fund
(e.g. UACS Fund Cluster: 01-Regular Agency Fund, 02-Foreign Assisted Projects Fund, 03-Special Account-Locally Funded/Domestic Grants Fund, and 04-Special Account-Foreign Assisted/Foreign Grants Fund)

X	Current Year Appropriations
	Supplemental
	Continuing Appropriations

Particulars	UACS CODE	Appropriations			Allotments			Current Year Obligations							Current Year Disbursements				Balances				
		Authorized Appropriations	Adjustments (Transfer To/From, Modifications/)	Adjusted Appropriations	Allotments Received	Adjustments (Reductions, Modifications/ Augmentations)	Transfer To	Transfer From	Adjusted Total Allotments	1st Quarter Ending March 31	2nd Quarter Ending June 30	3rd Quarter Ending Sept. 30	4th Quarter Ending Dec. 31	TOTAL	1st Quarter Ending March 31	2nd Quarter Ending June 30	3rd Quarter Ending Sept. 30	4th Quarter Ending Dec. 31	TOTAL	Unreleased Appro	Unobligated Allotments	Unpaid Obligations (15-20)=(23+24)	
1	2	3	4	5=(3+4)	6	7	8	9	10=[6+(-7)+8+9]	11	12	13	14	15=(11+12+13+14)	16	17	18	19	20=(16+17+18+19)	21	22	23	24
L.Agency Specific Budget		551,155,000.00	(38,531,263.00)	512,623,737.00	512,623,737.00	0.00	0.00	0.00	512,623,737.00	91,899,392.61	198,123,068.27	56,991,120.18	0.00	345,713,581.14	75,452,493.15	112,876,754.25	77,982,107.56	0.00	266,311,355.06	0.00	168,910,155.86	0.00	79,402,226.08
General Administration and Support	1000000000000000	93,382,000.00	(34,962.00)	93,347,038.00	93,347,038.00	0.00	0.00	0.00	93,347,038.00	24,687,347.55	22,045,209.82	17,799,384.38	0.00	64,531,941.75	24,687,347.55	21,875,026.82	17,969,567.38	0.00	64,531,941.75	0.00	28,815,096.25	0.00	0.00
General Management and Supervision	100000100001000	89,990,000.00	(34,962.00)	89,955,038.00	89,955,038.00	0.00	0.00	0.00	89,955,038.00	24,687,347.55	21,000,096.82	17,165,652.49	0.00	62,853,096.86	24,687,347.55	20,829,913.82	17,335,835.49	0.00	62,853,096.86	0.00	27,101,941.14	0.00	0.00
PS		45,214,000.00	0.00	45,214,000.00	45,214,000.00	0.00	0.00	0.00	45,214,000.00	9,380,953.39	13,102,616.69	7,987,867.24	0.00	30,471,437.32	9,380,953.39	13,102,616.69	7,987,867.24	0.00	30,471,437.32	0.00	14,742,562.68	0.00	0.00
MOOE		44,776,000.00	(34,962.00)	44,741,038.00	44,741,038.00	0.00	0.00	0.00	44,741,038.00	15,306,394.16	7,937,480.13	9,177,785.25	0.00	32,381,659.54	15,306,394.16	7,727,267.13	5,347,568.25	0.00	32,381,659.54	0.00	12,359,378.46	0.00	0.00
Administration of Personnel Benefits	100000100002000	3,392,000.00	0.00	3,392,000.00	3,392,000.00	0.00	0.00	0.00	3,392,000.00	0.00	1,045,113.00	633,731.89	0.00	1,678,844.89	0.00	1,045,113.00	633,731.89	0.00	1,678,844.89	0.00	1,713,155.11	0.00	0.00
PS		3,392,000.00	0.00	3,392,000.00	3,392,000.00	0.00	0.00	0.00	3,392,000.00	0.00	1,045,113.00	633,731.89	0.00	1,678,844.89	0.00	1,045,113.00	633,731.89	0.00	1,678,844.89	0.00	1,713,155.11	0.00	0.00
Sub-Total, General Administration and Support		93,382,000.00	(34,962.00)	93,347,038.00	93,347,038.00	0.00	0.00	0.00	93,347,038.00	24,687,347.55	22,045,209.82	17,799,384.38	0.00	64,531,941.75	24,687,347.55	21,875,026.82	17,969,567.38	0.00	64,531,941.75	0.00	28,815,096.25	0.00	0.00
PS		48,606,000.00	0.00	48,606,000.00	48,606,000.00	0.00	0.00	0.00	48,606,000.00	9,380,953.39	14,147,728.69	8,621,599.13	0.00	32,150,282.21	9,380,953.39	14,147,728.69	8,621,599.13	0.00	32,150,282.21	0.00	16,455,717.79	0.00	0.00
MOOE		44,776,000.00	(34,962.00)	44,741,038.00	44,741,038.00	0.00	0.00	0.00	44,741,038.00	15,306,394.16	7,967,480.13	9,177,785.25	0.00	32,381,659.54	15,306,394.16	7,727,267.13	5,347,568.25	0.00	32,381,659.54	0.00	12,359,378.46	0.00	0.00
FinEx (if Applicable)		0.00	0.00	0.00	0.00	0.00	0.00	0.00	0.00	0.00	0.00	0.00	0.00	0.00	0.00	0.00	0.00	0.00	0.00	0.00	0.00	0.00	0.00
CO		0.00	0.00	0.00	0.00	0.00	0.00	0.00	0.00	0.00	0.00	0.00	0.00	0.00	0.00	0.00	0.00	0.00	0.00	0.00	0.00	0.00	0.00
Support to Operations	2000000000000000	21,023,000.00	(142,000.00)	20,881,000.00	20,881,000.00	0.00	0.00	0.00	20,881,000.00	4,655,434.74	5,203,404.12	3,593,382.17	0.00	13,452,221.03	4,192,252.66	5,563,338.37	3,668,095.45	0.00	13,423,686.68	0.00	7,428,778.97	0.00	28,534.35
Auxiliary Services	200000100001000	21,023,000.00	(142,000.00)	20,881,000.00	20,881,000.00	0.00	0.00	0.00	20,881,000.00	4,655,434.74	5,203,404.12	3,593,382.17	0.00	13,452,221.03	4,192,252.66	5,563,338.37	3,668,095.45	0.00	13,423,686.68	0.00	7,428,778.97	0.00	28,534.35
PS		17,150,000.00	0.00	17,150,000.00	17,150,000.00	0.00	0.00	0.00	17,150,000.00	2,950,385.07	4,782,997.18	3,089,297.84	0.00	10,822,680.09	2,950,385.07	4,679,749.55	3,164,011.12	0.00	10,794,145.74	0.00	6,327,319.91	0.00	28,534.35
MOOE		3,873,000.00	(142,000.00)	3,731,000.00	3,731,000.00	0.00	0.00	0.00	3,731,000.00	1,705,049.67	420,406.94	504,084.33	0.00	2,629,540.94	1,241,867.79	883,588.82	504,084.33	0.00	2,629,540.94	0.00	1,101,459.06	0.00	0.00
Sub-Total, Support to Operations		21,023,000.00	(142,000.00)	20,881,000.00	20,881,000.00	0.00	0.00	0.00	20,881,000.00	4,655,434.74	5,203,404.12	3,593,382.17	0.00	13,452,221.03	4,192,252.66	5,563,338.37	3,668,095.45	0.00	13,423,686.68	0.00	7,428,778.97	0.00	28,534.35
PS		17,150,000.00	0.00	17,150,000.00	17,150,000.00	0.00	0.00	0.00	17,150,000.00	2,950,385.07	4,782,997.18	3,089,297.84	0.00	10,822,680.09	2,950,385.07	4,679,749.55	3,164,011.12	0.00	10,794,145.74	0.00	6,327,319.91	0.00	28,534.35
MOOE		3,873,000.00	(142,000.00)	3,731,000.00	3,731,000.00	0.00	0.00	0.00	3,731,000.00	1,705,049.67	420,406.94	504,084.33	0.00	2,629,540.94	1,241,867.79	883,588.82	504,084.33	0.00	2,629,540.94	0.00	1,101,459.06	0.00	0.00
FinEx (if Applicable)		0.00	0.00	0.00	0.00	0.00	0.00	0.00	0.00	0.00	0.00	0.00	0.00	0.00	0.00	0.00	0.00	0.00	0.00	0.00	0.00	0.00	0.00
CO		0.00	0.00	0.00	0.00	0.00	0.00	0.00	0.00	0.00	0.00	0.00	0.00	0.00	0.00	0.00	0.00	0.00	0.00	0.00	0.00	0.00	0.00
Operations	3000000000000000	436,750,000.00	(38,354,301.00)	398,395,699.00	398,395,699.00	0.00	0.00	0.00	398,395,699.00	62,656,610.32	170,874,454.43	34,298,353.61	0.00	267,729,418.36	46,572,892.74	85,436,389.16	56,344,444.73	0.00	188,355,726.63	0.00	130,666,280.64	0.00	79,373,691.73
OO Relevant and quality tertiary education ensured to achieve inclusive growth and access of poor but deserving students to quality tertiary education increased		416,318,000.00	(37,027,301.00)	379,290,699.00	379,290,699.00	0.00	0.00	0.00	379,290,699.00	58,612,700.12	166,110,776.35	31,730,149.97	0.00	256,453,626.44	42,904,075.96	80,687,170.56	52,488,708.19	0.00	177,079,954.71	0.00	122,837,072.56	0.00	79,373,691.73
HIGHER EDUCATION PROGRAM		416,318,000.00	(37,027,301.00)	379,290,699.00	379,290,699.00	0.00	0.00	0.00	379,290,699.00	58,612,700.12	166,110,776.35	31,730,149.97	0.00	256,453,626.44	42,904,075.96	80,687,170.56	52,488,708.19	0.00	177,079,954.71	0.00	122,837,072.56	0.00	79,373,691.73
Provision of Higher Education Services	310100100001000	280,818,000.00	(8,027,301.00)	272,790,699.00	272,790,699.00	0.00	0.00	0.00	272,790,699.00	58,612,700.12	64,615,576.36	31,730,149.97	0.00	155,156,426.45	42,904,075.96	65,492,590.57	39,663,688.06	0.00	148,060,364.59	0.00	79,090,071.85	0.00	0.00
PS		188,080,000.00	0.00	188,080,000.00	188,080,000.00	0.00	0.00	0.00	188,080,000.00	40,062,544.92	56,431,834.73	21,010,092.46	0.00	117,504,472.11	40,062,544.92	56,402,066.41	21,010,092.46	0.00	117,474,693.79	0.00	70,575,337.89	0.00	29,768.32

This report was generated using the Unified Reporting System on 15/10/2020 07:47 version: FAR1.1.5 - Status: APPROVED

Department : State Universities and Colleges (SUCs)
 Agency/Entity : Tarlac State University
 Operating Unit : < not applicable >
 Organization Code : 08 037 000000
 Fund Cluster : 01 Regular Agency Fund
 (e.g. UAACS Fund Cluster: 01-Regular Agency Fund, 02-Foreign Assisted Projects Fund, 03-Special Account-Locally Funded/Domestic Grants Fund, and 04-Special Account-Foreign Assisted/Foreign Grants Fund)

X	Current Year Appropriations
	Supplemental
	Continuing Appropriations

Particulars	UAACS CODE	Appropriations					Allotments					Current Year Obligations					Current Year Disbursements					Balances			
		Authorized Appropriations	Adjustments (Transfer To/From, Modifications/)	Adjusted Appropriations	Allotments Received	Adjustments (Reductions, Modifications/ Augmentations)	Transfer To	Transfer From	Adjusted Total Allotments	1st Quarter Ending March 31	2nd Quarter Ending June 30	3rd Quarter Ending Sept. 30	4th Quarter Ending Dec. 31	TOTAL	1st Quarter Ending March 31	2nd Quarter Ending June 30	3rd Quarter Ending Sept. 30	4th Quarter Ending Dec. 31	TOTAL	Unreleased Appro	Unobligated Allotments	Unpaid Obligations (15-20)-(21-24)			
		3	4	5=(3+4)	6	7	8	9	10=[(6+7)-(8+9)]	11	12	13	14	15=(11+12+13+14)	16	17	18	19	20=(16+17+18+19)	21	22	23	24		
MOOE		76,738,000.00	(8,027,301.00)	68,710,699.00	68,710,699.00	0.00	0.00	0.00	68,710,699.00	9,362,117.20	6,991,741.63	8,917,967.51	0.00	25,270,826.34	2,841,531.04	9,090,524.16	8,748,028.59	0.00	20,680,983.70	0.00	43,439,772.68	0.00	4,590,842.55		
CO		16,000,000.00	0.00	16,000,000.00	16,000,000.00	0.00	0.00	0.00	16,000,000.00	1,888,038.00	1,390,000.00	1,803,000.00	0.00	12,381,038.00	0.00	9,905,577.01	9,905,577.01	0.00	9,905,577.01	0.00	3,618,962.00	0.00	2,475,460.99		
Project(s)		135,500,000.00	(25,000,000.00)	106,500,000.00	106,500,000.00	0.00	0.00	0.00	106,500,000.00	0.00	101,297,199.99	0.00	0.00	101,297,199.99	0.00	15,194,579.99	13,825,020.13	0.00	29,019,600.12	0.00	5,202,800.01	0.00	72,277,569.87		
Locally-Funded Projects)		135,500,000.00	(25,000,000.00)	106,500,000.00	106,500,000.00	0.00	0.00	0.00	106,500,000.00	0.00	101,297,199.99	0.00	0.00	101,297,199.99	0.00	15,194,579.99	13,825,020.13	0.00	29,019,600.12	0.00	5,202,800.01	0.00	72,277,569.87		
Renovation of College of Education Building	31010020009000	60,000,000.00	0.00	60,000,000.00	60,000,000.00	0.00	0.00	0.00	60,000,000.00	0.00	58,981,675.43	0.00	0.00	58,981,675.43	0.00	8,847,251.31	8,160,954.17	0.00	17,008,205.48	0.00	1,018,324.57	0.00	41,973,469.95		
CO		60,000,000.00	0.00	60,000,000.00	60,000,000.00	0.00	0.00	0.00	60,000,000.00	0.00	58,981,675.43	0.00	0.00	58,981,675.43	0.00	8,847,251.31	8,160,954.17	0.00	17,008,205.48	0.00	1,018,324.57	0.00	41,973,469.95		
Renovation of the Old College of Computer Studies Building	310100200011000	14,000,000.00	(14,000,000.00)	0.00	0.00	0.00	0.00	0.00	0.00	0.00	0.00	0.00	0.00	0.00	0.00	0.00	0.00	0.00	0.00	0.00	0.00	0.00	0.00	0.00	
CO		14,000,000.00	(14,000,000.00)	0.00	0.00	0.00	0.00	0.00	0.00	0.00	0.00	0.00	0.00	0.00	0.00	0.00	0.00	0.00	0.00	0.00	0.00	0.00	0.00	0.00	
Renovation and Expansion of TLE Building	310100200012000	19,000,000.00	0.00	19,000,000.00	19,000,000.00	0.00	0.00	0.00	19,000,000.00	0.00	18,964,695.40	0.00	0.00	18,964,695.40	0.00	2,844,704.31	2,435,186.58	0.00	5,279,890.89	0.00	35,304.60	0.00	13,684,804.51		
CO		19,000,000.00	0.00	19,000,000.00	19,000,000.00	0.00	0.00	0.00	19,000,000.00	0.00	18,964,695.40	0.00	0.00	18,964,695.40	0.00	2,844,704.31	2,435,186.58	0.00	5,279,890.89	0.00	35,304.60	0.00	13,684,804.51		
Land and Road Network Improvement, San Isidro Campus	310100200013000	27,000,000.00	0.00	27,000,000.00	27,000,000.00	0.00	0.00	0.00	27,000,000.00	0.00	23,350,829.16	0.00	0.00	23,350,829.16	0.00	3,502,624.37	3,228,879.38	0.00	6,731,503.75	0.00	3,649,170.84	0.00	16,619,325.41		
CO		27,000,000.00	0.00	27,000,000.00	27,000,000.00	0.00	0.00	0.00	27,000,000.00	0.00	23,350,829.16	0.00	0.00	23,350,829.16	0.00	3,502,624.37	3,228,879.38	0.00	6,731,503.75	0.00	3,649,170.84	0.00	16,619,325.41		
Construction/Completion of the College Administration and Governance (CPAG) Building	310100200014000	10,000,000.00	(10,000,000.00)	0.00	0.00	0.00	0.00	0.00	0.00	0.00	0.00	0.00	0.00	0.00	0.00	0.00	0.00	0.00	0.00	0.00	0.00	0.00	0.00	0.00	
CO		10,000,000.00	(10,000,000.00)	0.00	0.00	0.00	0.00	0.00	0.00	0.00	0.00	0.00	0.00	0.00	0.00	0.00	0.00	0.00	0.00	0.00	0.00	0.00	0.00	0.00	
Acquisition of University Bus/Vehicle	310100200015000	5,000,000.00	(5,000,000.00)	0.00	0.00	0.00	0.00	0.00	0.00	0.00	0.00	0.00	0.00	0.00	0.00	0.00	0.00	0.00	0.00	0.00	0.00	0.00	0.00	0.00	
CO		5,000,000.00	(5,000,000.00)	0.00	0.00	0.00	0.00	0.00	0.00	0.00	0.00	0.00	0.00	0.00	0.00	0.00	0.00	0.00	0.00	0.00	0.00	0.00	0.00	0.00	
Conduct of Activities for Sports and Culture Development	310100200016000	500,000.00	0.00	500,000.00	500,000.00	0.00	0.00	0.00	500,000.00	0.00	0.00	0.00	0.00	0.00	0.00	0.00	0.00	0.00	0.00	0.00	0.00	0.00	0.00	0.00	
MOOE		500,000.00	0.00	500,000.00	500,000.00	0.00	0.00	0.00	500,000.00	0.00	0.00	0.00	0.00	0.00	0.00	0.00	0.00	0.00	0.00	0.00	0.00	0.00	0.00	0.00	
OO - Higher education research improved to promote economic productivity and innovation		15,213,000.00	(1,157,000.00)	14,056,000.00	14,056,000.00	0.00	0.00	0.00	14,056,000.00	2,610,371.18	3,099,937.39	1,732,944.30	0.00	7,443,142.87	2,428,080.77	3,097,367.91	1,917,694.19	0.00	7,443,142.87	0.00	6,612,857.13	0.00	0.00		
ADVANCED EDUCATION PROGRAM		6,075,999.00	(82,000.00)	5,993,999.00	5,993,999.00	0.00	0.00	0.00	5,993,999.00	1,224,254.74	1,352,544.86	467,531.42	0.00	3,044,331.02	1,078,233.87	1,352,544.86	613,552.29	0.00	3,044,331.02	0.00	2,948,668.88	0.00	0.00		
Provision of Advanced Education Services	320100100001000	6,075,999.00	(82,000.00)	5,993,999.00	5,993,999.00	0.00	0.00	0.00	5,993,999.00	1,224,254.74	1,352,544.86	467,531.42	0.00	3,044,331.02	1,078,233.87	1,352,544.86	613,552.29	0.00	3,044,331.02	0.00	2,948,668.88	0.00	0.00		
PS		5,326,000.00	0.00	5,326,000.00	5,326,000.00	0.00	0.00	0.00	5,326,000.00	1,056,170.94	1,352,544.86	319,859.87	0.00	2,728,575.47	1,056,170.94	1,352,544.86	319,859.87	0.00	2,728,575.47	0.00	2,927,424.53	0.00	0.00		
MOOE		749,000.00	(82,000.00)	667,000.00	667,000.00	0.00	0.00	0.00	667,000.00	168,083.80	0.00	147,671.75	0.00	315,755.55	22,062.93	0.00	293,692.62	0.00	315,755.55	0.00	351,344.45	0.00	0.00		
RESEARCH PROGRAM		9,138,000.00	(1,075,000.00)	8,063,000.00	8,063,000.00	0.00	0.00	0.00	8,063,000.00	1,365,110.44	1,747,282.53	1,265,412.88	0.00	4,398,811.85	1,349,846.90	1,744,823.06	1,304,141.90	0.00	4,398,811.85	0.00	3,664,186.15	0.00	0.00		
Conduct of Research Services, including P1, 000,000 for Research Rewards/Incentives	320200100001000	9,138,000.00	(1,075,000.00)	8,063,000.00	8,063,000.00	0.00	0.00	0.00	8,063,000.00	1,365,110.44	1,747,282.53	1,265,412.88	0.00	4,398,811.85	1,349,846.90	1,744,823.06	1,304,141.90	0.00	4,398,811.85	0.00	3,664,186.15	0.00	0.00		
PS		6,197,000.00	0.00	6,197,000.00	6,197,000.00	0.00	0.00	0.00	6,197,000.00	1,078,788.80	1,663,931.20	893,772.03	0.00	3,634,492.03	1,078,788.80	1,662,751.72	894,951.51	0.00	3,634,492.03	0.00	2,982,907.07	0.00	0.00		
MOOE		2,941,000.00	(1,075,000.00)	1,866,000.00	1,866,000.00	0.00	0.00	0.00	1,866,000.00	306,327.64	83,351.33	371,640.85	0.00	764,319.82	273,056.10	82,071.33	405,190.39	0.00	764,319.82	0.00	1,101,808.18	0.00	0.00		
OO - Community engagement increased		5,219,000.00	(170,000.00)	5,049,000.00	5,049,000.00	0.00	0.00	0.00	5,049,000.00	1,333,539.02	1,663,850.69	835,259.34	0.00	3,832,649.05	1,240,736.01	1,653,850.69	938,042.35	0.00	3,832,649.05	0.00	1,216,350.95	0.00	20.00		
TECHNICAL ADVISORY EXTENSION PROGRAM		5,219,000.00	(170,000.00)	5,049,000.00	5,049,000.00	0.00	0.00	0.00	5,049,000.00	1,333,539.02	1,663,850.69	835,259.34	0.00	3,832,649.05	1,240,736.01	1,653,850.69	938,042.35	0.00	3,832,649.05	0.00	1,216,350.95	0.00	20.00		

This report was generated using the Unified Reporting System on 15/10/2020 07:47 version: FAR1.1.5; Status : APPROVED

Department : State Universities and Colleges (SUCs)
 Agency/Entity : Tarlac State University
 Operating Unit : < not applicable >
 Organization Code : 08 037 000000
 Fund Cluster : 01 Regular Agency Fund
 (e.g. UACS Fund Cluster: 01-Regular Agency Fund, 02-Foreign Assisted Projects Fund, 03-Special Account-Locally Funded/Domestic Grants Fund, and 04-Special Account-Foreign Assisted/Foreign Grants Fund)

X	Current Year Appropriations
	Supplemental
	Continuing Appropriations


Particulars	UACS CODE	Appropriations					Allotments					Current Year Obligations				Current Year Disbursements					Balances			
		Authorized Appropriations	Adjustments (Transfer To/From, Modifications)	Adjusted Appropriations	Allotments Received	Adjustments (Reductions, Modifications, Augmentations)	Transfer To	Transfer From	Adjusted Total Allotments	1st Quarter Ending March 31	2nd Quarter Ending June 30	3rd Quarter Ending Sept. 30	4th Quarter Ending Dec. 31	TOTAL	1st Quarter Ending March 31	2nd Quarter Ending June 30	3rd Quarter Ending Sept. 30	4th Quarter Ending Dec. 31	TOTAL	Unreleased Appro	Unobligated Allotments	Unpaid Obligations (15-20)=(23-24)		
		3	4	5=(3+4)	6	7	8	9	10=[(6)+(7)+8+9]	11	12	13	14	15=(11+12+13+14)	16	17	18	19	20=(16+17+18+19)	21	22	23	24	
Provision of Extension Services	33010010001000	5,219,000.00	(170,000.00)	5,049,000.00	5,049,000.00	0.00	0.00	5,049,000.00	1,333,539.02	1,663,850.69	835,259.34	0.00	3,832,649.05	1,240,736.01	1,653,850.69	938,042.35	0.00	3,832,629.05	0.00	1,216,350.95	0.00	20.00		
PS		4,025,000.00	0.00	4,025,000.00	4,025,000.00	0.00	0.00	4,025,000.00	1,208,036.01	1,633,850.69	799,895.97	0.00	3,641,782.67	1,208,036.01	1,633,850.69	799,895.97	0.00	3,641,782.67	0.00	363,217.33	0.00	0.00		
MOOE		1,194,000.00	(170,000.00)	1,024,000.00	1,024,000.00	0.00	0.00	1,024,000.00	125,503.01	30,000.00	35,363.37	0.00	190,866.38	20,000.00	32,700.00	138,146.38	0.00	190,866.38	0.00	833,133.62	0.00	20.00		
Sub-Total, Operations		438,750,000.00	(38,354,301.00)	398,395,699.00	398,395,699.00	0.00	0.00	398,395,699.00	62,956,610.32	170,874,454.43	34,298,353.61	0.00	267,729,418.36	46,572,892.74	85,438,389.16	56,344,444.73	0.00	188,355,726.63	0.00	130,666,280.64	0.00	79,373,691.73		
PS		203,628,000.00	0.00	203,628,000.00	203,628,000.00	0.00	0.00	203,628,000.00	43,403,540.67	61,082,161.48	23,023,610.13	0.00	127,509,312.28	43,403,840.67	61,051,213.68	23,024,789.61	0.00	127,479,543.96	0.00	76,118,687.72	0.00	29,768.32		
MOOE		82,122,000.00	(9,354,301.00)	72,767,699.00	72,767,699.00	0.00	0.00	72,767,699.00	9,965,031.65	7,105,992.96	9,471,743.48	0.00	26,541,868.09	3,169,352.07	9,192,995.49	9,589,057.98	0.00	21,951,005.54	0.00	46,225,830.91	0.00	4,590,862.56		
FinEx (if Applicable)		0.00	0.00	0.00	0.00	0.00	0.00	0.00	0.00	0.00	0.00	0.00	0.00	0.00	0.00	0.00	0.00	0.00	0.00	0.00	0.00	0.00		
CO		151,000,000.00	(29,000,000.00)	122,000,000.00	122,000,000.00	0.00	0.00	122,000,000.00	8,188,038.00	102,687,199.96	1,803,000.00	0.00	113,678,237.96	0.00	15,194,579.99	23,730,597.14	0.00	38,925,177.13	0.00	8,321,762.01	0.00	74,753,080.86		
Sub-Total, Agency Specific Budget		551,155,000.00	(38,531,263.00)	512,623,737.00	512,623,737.00	0.00	0.00	512,623,737.00	91,899,392.61	198,123,968.37	55,691,120.16	0.00	345,713,581.14	75,452,493.15	112,876,754.35	77,962,107.56	0.00	266,311,355.96	0.00	166,910,155.86	0.00	79,402,226.08		
PS		269,384,000.00	0.00	269,384,000.00	269,384,000.00	0.00	0.00	269,384,000.00	55,734,879.13	80,012,888.36	34,734,507.10	0.00	170,482,274.59	55,734,879.13	79,876,692.92	34,810,399.66	0.00	170,423,971.81	0.00	98,901,725.42	0.00	58,302.67		
MOOE		130,771,000.00	(9,531,263.00)	121,239,737.00	121,239,737.00	0.00	0.00	121,239,737.00	26,976,475.48	15,422,880.03	19,153,613.06	0.00	61,553,068.57	15,717,614.02	17,803,481.44	15,441,110.56	0.00	59,602,206.02	0.00	59,686,668.43	0.00	4,590,862.56		
FinEx (if Applicable)		0.00	0.00	0.00	0.00	0.00	0.00	0.00	0.00	0.00	0.00	0.00	0.00	0.00	0.00	0.00	0.00	0.00	0.00	0.00	0.00	0.00		
CO		151,000,000.00	(29,000,000.00)	122,000,000.00	122,000,000.00	0.00	0.00	122,000,000.00	8,188,038.00	102,687,199.96	1,803,000.00	0.00	113,678,237.96	0.00	15,194,579.99	23,730,597.14	0.00	38,925,177.13	0.00	8,321,762.01	0.00	74,753,080.86		
II. Automatic Appropriations		24,102,000.00	(16,864,501.00)	7,237,499.00	25,313,499.00	(18,076,000.00)	0.00	0.00	7,237,499.00	3,998,554.58	2,061,140.43	48,126.74	0.00	6,107,821.75	3,998,554.58	2,061,140.43	48,126.74	0.00	6,107,821.75	0.00	1,129,677.25	0.00	0.00	
Specific Budgets of National Government Agencies		24,102,000.00	(16,864,501.00)	7,237,499.00	25,313,499.00	(18,076,000.00)	0.00	0.00	7,237,499.00	3,998,554.58	2,061,140.43	48,126.74	0.00	6,107,821.75	3,998,554.58	2,061,140.43	48,126.74	0.00	6,107,821.75	0.00	1,129,677.25	0.00	0.00	
Retirement and Life Insurance Premiums		24,102,000.00	(16,864,501.00)	7,237,499.00	25,313,499.00	(18,076,000.00)	0.00	0.00	7,237,499.00	3,998,554.58	2,061,140.43	48,126.74	0.00	6,107,821.75	3,998,554.58	2,061,140.43	48,126.74	0.00	6,107,821.75	0.00	1,129,677.25	0.00	0.00	
PS		24,102,000.00	(16,864,501.00)	7,237,499.00	25,313,499.00	(18,076,000.00)	0.00	0.00	7,237,499.00	3,998,554.58	2,061,140.43	48,126.74	0.00	6,107,821.75	3,998,554.58	2,061,140.43	48,126.74	0.00	6,107,821.75	0.00	1,129,677.25	0.00	0.00	
Sub-total II. Automatic Appropriations		24,102,000.00	(16,864,501.00)	7,237,499.00	25,313,499.00	(18,076,000.00)	0.00	0.00	7,237,499.00	3,998,554.58	2,061,140.43	48,126.74	0.00	6,107,821.75	3,998,554.58	2,061,140.43	48,126.74	0.00	6,107,821.75	0.00	1,129,677.25	0.00	0.00	
PS		24,102,000.00	(16,864,501.00)	7,237,499.00	25,313,499.00	(18,076,000.00)	0.00	0.00	7,237,499.00	3,998,554.58	2,061,140.43	48,126.74	0.00	6,107,821.75	3,998,554.58	2,061,140.43	48,126.74	0.00	6,107,821.75	0.00	1,129,677.25	0.00	0.00	
MOOE		0.00	0.00	0.00	0.00	0.00	0.00	0.00	0.00	0.00	0.00	0.00	0.00	0.00	0.00	0.00	0.00	0.00	0.00	0.00	0.00	0.00	0.00	
FinEx		0.00	0.00	0.00	0.00	0.00	0.00	0.00	0.00	0.00	0.00	0.00	0.00	0.00	0.00	0.00	0.00	0.00	0.00	0.00	0.00	0.00	0.00	
CO		0.00	0.00	0.00	0.00	0.00	0.00	0.00	0.00	0.00	0.00	0.00	0.00	0.00	0.00	0.00	0.00	0.00	0.00	0.00	0.00	0.00	0.00	
III. Special Purpose Fund		0.00	36,343,104.00	36,343,104.00	0.00	36,343,104.00	0.00	0.00	36,343,104.00	3,711,493.03	2,966,631.93	22,040,944.50	0.00	28,709,069.46	3,711,493.03	2,966,631.93	22,040,944.50	0.00	28,709,069.46	0.00	7,634,034.54	0.00	0.00	
Miscellaneous Personnel Benefits Fund		0.00	34,376,744.00	34,376,744.00	0.00	34,376,744.00	0.00	0.00	34,376,744.00	1,787,567.85	2,966,631.93	22,040,944.50	0.00	26,785,144.28	1,787,567.85	2,966,631.93	22,040,944.50	0.00	26,785,144.28	0.00	7,591,599.72	0.00	0.00	
PS		0.00	34,376,744.00	34,376,744.00	0.00	34,376,744.00	0.00	0.00	34,376,744.00	1,787,567.85	2,966,631.93	22,040,944.50	0.00	26,785,144.28	1,787,567.85	2,966,631.93	22,040,944.50	0.00	26,785,144.28	0.00	7,591,599.72	0.00	0.00	
Pension and Gratuity Fund		0.00	1,966,360.00	1,966,360.00	0.00	1,966,360.00	0.00	0.00	1,966,360.00	1,923,925.18	0.00	0.00	0.00	1,923,925.18	1,923,925.18	0.00	0.00	0.00	1,923,925.18	0.00	42,434.82	0.00	0.00	
PS		0.00	1,966,360.00	1,966,360.00	0.00	1,966,360.00	0.00	0.00	1,966,360.00	1,923,925.18	0.00	0.00	0.00	1,923,925.18	1,923,925.18	0.00	0.00	0.00	1,923,925.18	0.00	42,434.82	0.00	0.00	
Sub-Total III. Special Purpose Fund		0.00	36,343,104.00	36,343,104.00	0.00	36,343,104.00	0.00	0.00	36,343,104.00	3,711,493.03	2,966,631.93	22,040,944.50	0.00	28,709,069.46	3,711,493.03	2,966,631.93	22,040,944.50	0.00	28,709,069.46	0.00	7,634,034.54	0.00	0.00	
PS		0.00	36,343,104.00	36,343,104.00	0.00	36,343,104.00	0.00	0.00	36,343,104.00	3,711,493.03	2,966,631.93	22,040,944.50	0.00	28,709,069.46	3,711,493.03	2,966,631.93	22,040,944.50	0.00	28,709,069.46	0.00	7,634,034.54	0.00	0.00	
MOOE		0.00	0.00	0.00	0.00	0.00	0.00	0.00	0.00	0.00	0.00	0.00	0.00	0.00	0.00	0.00	0.00	0.00	0.00	0.00	0.00	0.00	0.00	
FinEx		0.00	0.00	0.00	0.00	0.00	0.00	0.00	0.00	0.00	0.00	0.00	0.00	0.00	0.00	0.00	0.00	0.00	0.00	0.00	0.00	0.00	0.00	
CO		0.00	0.00	0.00	0.00	0.00	0.00	0.00	0.00	0.00	0.00	0.00	0.00	0.00	0.00	0.00	0.00	0.00	0.00	0.00	0.00	0.00	0.00	


This report was generated using the Unified Reporting System on 15/10/2020 07:47 version: FAR1.1.5 ; Status : APPROVED


Department : State Universities and Colleges (SUCs)
 Agency/Entity : Tarlac State University
 Operating Unit : < not applicable >
 Organization Code : 08 037 0000000
 Fund Cluster : 01 Regular Agency Fund
 (e.g. UACS Fund Cluster: 01-Regular Agency Fund, 02-Foreign Assisted Projects Fund, 03-Special Account-Locally Funded/Domestic Grants Fund, and 04-Special Account-Foreign Assisted/Foreign Grants Fund)


X	Current Year Appropriations
	Supplemental
	Continuing Appropriations

Particulars	UACS CODE	Appropriations			Allotments					Current Year Obligations					Current Year Disbursements					Balances				
		Authorized Appropriations	Adjustments (Transfer To/From, Modifications)	Adjusted Appropriations	Allotments Received	Adjustments (Reductions, Modifications, Augmentations)	Transfer To	Transfer From	Adjusted Total Allotments	1st Quarter Ending March 31	2nd Quarter Ending June 30	3rd Quarter Ending Sept. 30	4th Quarter Ending Dec. 31	TOTAL	1st Quarter Ending March 31	2nd Quarter Ending June 30	3rd Quarter Ending Sept. 30	4th Quarter Ending Dec. 31	TOTAL	Unreleased Appro	Unobligated Allotments	Unpaid Obligations (15-20)+(23-24)		
		3	4	5=(3+4)	6	7	8	9	10=[(6+7)-8+9]	11	12	13	14	15=(11+12+13+14)	16	17	18	19	20=(16+17+18+19)	21	22	23	24	
GRAND TOTAL		575,257,000.00	(15,052,660.00)	556,204,340.00	537,937,236.00	18,267,104.00	0.00	0.00	556,204,340.00	99,609,440.22	203,140,840.73	77,780,191.40	0.00	380,530,472.35	83,162,540.76	117,894,526.71	100,071,178.80	0.00	301,128,246.27	0.00	175,673,667.65	0.00	79,402,226.08	
PS		293,486,000.00	19,478,603.00	312,964,603.00	294,697,499.00	18,267,104.00	0.00	0.00	312,964,603.00	63,444,926.74	85,039,669.71	56,823,578.34	0.00	205,298,165.79	63,444,926.74	84,896,465.28	56,899,471.10	0.00	205,240,863.12	0.00	107,665,437.21	0.00	58,302,677	
MOOE		130,771,000.00	(9,531,263.00)	121,239,737.00	121,239,737.00	0.00	0.00	0.00	121,239,737.00	26,976,475.48	15,422,980.03	19,153,613.06	0.00	61,553,068.57	19,717,614.02	17,803,481.44	15,441,110.56	0.00	56,962,206.02	0.00	59,486,668.43	0.00	4,590,862.55	
CO		151,000,000.00	(29,000,000.00)	122,000,000.00	122,000,000.00	0.00	0.00	0.00	122,000,000.00	9,188,038.00	102,687,199.99	1,803,000.00	0.00	113,678,237.99	0.00	15,194,579.99	23,730,597.14	0.00	38,925,177.13	0.00	8,321,792.01	0.00	74,753,060.86	
Recapitulation by OO:																								
Agency Specific Budget		436,750,000.00	0.00	436,750,000.00	398,395,699.00	0.00	0.00	0.00	398,395,699.00	62,556,610.32	170,874,454.43	34,298,353.61	0.00	267,729,418.36	46,572,892.74	85,438,389.16	56,344,444.73	0.00	188,355,726.63	38,354,301.00	130,666,280.64	0.00	79,373,691.73	
HIGHER EDUCATION PROGRAM		416,318,000.00	0.00	416,318,000.00	379,290,699.00	0.00	0.00	0.00	379,290,699.00	58,612,790.12	166,110,776.35	31,730,149.97	0.00	256,453,626.44	42,564,075.96	80,687,170.96	53,488,708.19	0.00	177,079,954.71	37,027,301.00	122,837,072.56	0.00	79,373,671.73	
ADVANCED EDUCATION PROGRAM		6,075,000.00	0.00	6,075,000.00	5,993,000.00	0.00	0.00	0.00	5,993,000.00	1,224,254.74	1,392,544.96	467,531.42	0.00	3,044,331.02	1,078,223.87	1,352,544.66	613,552.29	0.00	3,044,331.02	82,000.00	2,948,688.98	0.00	0.00	
RESEARCH PROGRAM		9,128,000.00	0.00	9,128,000.00	8,063,000.00	0.00	0.00	0.00	8,063,000.00	1,386,116.44	1,747,282.53	1,265,472.88	0.00	4,398,811.85	1,349,846.90	1,744,823.05	1,304,141.90	0.00	4,398,811.85	1,075,000.00	3,664,188.15	0.00	0.00	
TECHNICAL ADVISORY EXTENSION PROGRAM		5,219,000.00	0.00	5,219,000.00	5,049,000.00	0.00	0.00	0.00	5,049,000.00	1,333,539.02	1,663,850.69	835,259.04	0.00	3,832,649.05	1,240,736.01	1,653,850.69	938,042.28	0.00	3,832,649.05	170,000.00	1,216,350.95	0.00	20.00	

Certified Correct:

 ELEA M. T. DEFILO
 Officer In Charge
 Date: 2020-10-15 07:38:59.0

Certified Correct:

 JOHN ERWIN C. PANLILIO
 Accountant
 Date: 2020-10-15 07:38:59.0

Recommending Approval:

 JOHN ERWIN C. PANLILIO
 Director, FMS
 Date: 2020-10-15 07:41:

Approved By:

 MYRNA O. MALLARI
 Agency Head
 Date: 2020-10-15 07:44: