

SUMMARY OF APPROPRIATIONS, ALLOTMENTS, OBLIGATIONS, DISBURSEMENTS AND BALANCES BY OBJECT OF EXPENDITURES
As at the Quarter Ending June 30, 2021

Department : State Universities and Colleges (SUCs)
Agency : Tarlac State University
Operating Unit : < not applicable >
Organization Code (UAACS) : 08 037 000000
Fund Cluster : 01 Regular Agency Fund
(e.g. UAACS Fund Cluster: 01-Regular Agency Fund, 02-Foreign Assisted Projects Fund, 03-Special Account-Locally Funded/Domestic Grants Fund, and 04-Special Account-Foreign Assisted/Foreign Grants Fund)

X	Current Year Appropriations
	Supplemental Appropriations
	Continuing Appropriations

Particulars	UAACS CODE	Appropriations					Allotments				Obligations				Disbursements					Balances			
		Authorized Appropriations	Adjustments (Transfer To/From, Modifications/Augmentations)	Adjusted Appropriations	Allotments Received	Adjustments (Reductions, Modifications/Augmentations)	Transfer To	Transfer From	Adjusted Allotments	1st Quarter Ending March 31	2nd Quarter Ending June 30	3rd Quarter Ending Sept. 30	4th Quarter Ending Dec. 31	TOTAL	1st Quarter Ending March 31	2nd Quarter Ending June 30	3rd Quarter Ending Sept. 30	4th Quarter Ending Dec. 31	TOTAL	Unreleased Appropriations	Unobligated Allotments	Unpaid Obligations (15-20)+(23+24)	
		3	4	5=(3+4)	6	7	8	9	10=[6+(7)-8+9]	11	12	13	14	15=(11+12+13+14)	16	17	18	19	20=(16+17+18+19)	21=(5-10)	22=(10-15)	23	24
SUMMARY		590,543,000.00	16,686,150.00	607,229,150.00	599,666,593.00	16,050,957.00	0.00	0.00	578,737,150.00	106,535,163.08	148,152,513.54	0.00	0.00	287,687,666.62	86,744,900.35	127,894,387.16	0.00	0.00	214,639,287.53	31,492,000.00	316,049,453.36	0.00	43,048,409.00
A. AGENCY SPECIFIC BUDGET		564,820,000.00	0.00	564,820,000.00	533,328,000.00	0.00	0.00	533,328,000.00	92,812,538.94	142,901,545.56	0.00	0.00	235,714,084.50	75,185,376.69	119,571,348.26	0.00	0.00	194,756,726.91	31,492,000.00	297,613,915.50	0.00	40,957,357.59	
Personnel		295,168,000.00	0.00	295,168,000.00	284,686,000.00	0.00	0.00	284,686,000.00	62,877,176.71	84,603,195.58	0.00	0.00	147,880,372.29	62,921,116.42	84,091,759.69	0.00	0.00	147,012,876.11	10,492,000.00	137,115,627.71	0.00	567,496.16	
Salaries and Wages	501010000	215,578,000.00	(511,500.00)	215,066,500.00	215,578,000.00	(511,500.00)	0.00	0.00	215,066,500.00	56,807,525.12	53,474,708.81	0.00	0.00	112,082,233.93	58,607,525.12	53,472,765.29	0.00	0.00	112,080,290.41	0.00	102,984,266.07	0.00	1,943.52
Salaries and Wages - Regular	501010100	214,354,000.00	(511,500.00)	213,842,500.00	214,354,000.00	(511,500.00)	0.00	0.00	213,842,500.00	58,364,325.41	53,156,835.29	0.00	0.00	111,521,160.70	58,364,325.41	53,156,835.29	0.00	0.00	111,521,160.70	0.00	102,321,339.30	0.00	0.00
Basic Salary - Civilian	501010101	214,354,000.00	(511,500.00)	213,842,500.00	214,354,000.00	(511,500.00)	0.00	0.00	213,842,500.00	58,364,325.41	53,156,835.29	0.00	0.00	111,521,160.70	58,364,325.41	53,156,835.29	0.00	0.00	111,521,160.70	0.00	102,321,339.30	0.00	0.00
Salaries and Wages - Casual/Contractual	501010200	1,224,000.00	0.00	1,224,000.00	1,224,000.00	0.00	0.00	1,224,000.00	243,166.71	317,873.52	0.00	0.00	561,073.23	243,199.71	315,930.00	0.00	0.00	556,125.71	0.00	662,926.77	0.00	1,943.52	
Other Compensation	501020000	63,775,000.00	511,500.00	64,286,500.00	63,775,000.00	511,500.00	0.00	0.00	64,286,500.00	3,311,344.92	29,446,633.97	0.00	0.00	32,757,979.89	3,311,344.92	28,935,133.97	0.00	0.00	32,246,478.89	0.00	31,528,521.11	0.00	511,500.00
Personal Economic Relief Allowance (PERA)	501020100	9,984,000.00	0.00	9,984,000.00	9,984,000.00	0.00	0.00	9,984,000.00	2,635,957.96	2,616,578.52	0.00	0.00	5,252,536.48	2,635,957.96	2,616,578.52	0.00	0.00	5,252,536.48	0.00	4,731,463.52	0.00	0.00	
PERA - Civilian	501020101	9,984,000.00	0.00	9,984,000.00	9,984,000.00	0.00	0.00	9,984,000.00	2,635,957.96	2,616,578.52	0.00	0.00	5,252,536.48	2,635,957.96	2,616,578.52	0.00	0.00	5,252,536.48	0.00	4,731,463.52	0.00	0.00	
Representation Allowance (RA)	501020200	240,000.00	255,750.00	495,750.00	240,000.00	255,750.00	0.00	0.00	495,750.00	57,000.00	325,750.00	0.00	0.00	392,750.00	57,000.00	89,000.00	0.00	0.00	137,000.00	0.00	103,000.00	0.00	255,750.00
Transportation Allowance (TA)	501020300	240,000.00	255,750.00	495,750.00	240,000.00	255,750.00	0.00	0.00	495,750.00	57,000.00	325,750.00	0.00	0.00	392,750.00	57,000.00	89,000.00	0.00	0.00	137,000.00	0.00	103,000.00	0.00	255,750.00
Transportation Allowance (TA)	501020301	240,000.00	255,750.00	495,750.00	240,000.00	255,750.00	0.00	0.00	495,750.00	57,000.00	325,750.00	0.00	0.00	392,750.00	57,000.00	89,000.00	0.00	0.00	137,000.00	0.00	103,000.00	0.00	255,750.00
Clothing Uniform Allowance	501020400	2,496,000.00	0.00	2,496,000.00	2,496,000.00	0.00	0.00	2,496,000.00	0.00	1,932,000.00	0.00	0.00	1,932,000.00	0.00	1,932,000.00	0.00	0.00	1,932,000.00	0.00	564,000.00	0.00	0.00	
Clothing Uniform Allowance - Civilian	501020401	2,496,000.00	0.00	2,496,000.00	2,496,000.00	0.00	0.00	2,496,000.00	0.00	1,932,000.00	0.00	0.00	1,932,000.00	0.00	1,932,000.00	0.00	0.00	1,932,000.00	0.00	564,000.00	0.00	0.00	
Subsistence Allowance (SA)	501020500	108,000.00	0.00	108,000.00	108,000.00	0.00	0.00	108,000.00	19,800.00	12,100.00	0.00	0.00	31,900.00	19,800.00	12,100.00	0.00	0.00	31,900.00	0.00	76,100.00	0.00	0.00	
Subsistence Allowance - Magna Carta for Public Health Workers under RA 7305	501020603	108,000.00	0.00	108,000.00	108,000.00	0.00	0.00	108,000.00	19,800.00	12,100.00	0.00	0.00	31,900.00	19,800.00	12,100.00	0.00	0.00	31,900.00	0.00	76,100.00	0.00	0.00	
Laundry Allowance (LA)	501020600	11,000.00	0.00	11,000.00	11,000.00	0.00	0.00	11,000.00	2,700.00	1,650.00	0.00	0.00	4,350.00	2,700.00	1,650.00	0.00	0.00	4,350.00	0.00	6,650.00	0.00	0.00	
Laundry Allowance - Magna Carta Benefits for Public Health Workers under RA 7305	501020604	11,000.00	0.00	11,000.00	11,000.00	0.00	0.00	11,000.00	2,700.00	1,650.00	0.00	0.00	4,350.00	2,700.00	1,650.00	0.00	0.00	4,350.00	0.00	6,650.00	0.00	0.00	
Honoraria	501021000	8,644,000.00	0.00	8,644,000.00	8,644,000.00	0.00	0.00	8,644,000.00	387,591.02	6,708,319.99	0.00	0.00	7,095,911.01	387,591.02	6,708,319.99	0.00	0.00	7,095,911.01	0.00	1,548,088.99	0.00	0.00	
Honoraria - Civilian	501021001	8,644,000.00	0.00	8,644,000.00	8,644,000.00	0.00	0.00	8,644,000.00	387,591.02	6,708,319.99	0.00	0.00	7,095,911.01	387,591.02	6,708,319.99	0.00	0.00	7,095,911.01	0.00	1,548,088.99	0.00	0.00	
Hazard Pay (HP)	501021100	588,000.00	0.00	588,000.00	588,000.00	0.00	0.00	588,000.00	151,295.94	101,062.46	0.00	0.00	252,358.40	151,295.94	101,062.46	0.00	0.00	252,358.40	0.00	335,541.60	0.00	0.00	
HP - Magna Carta Benefits for Public Health Workers under RA 7305	501021105	588,000.00	0.00	588,000.00	588,000.00	0.00	0.00	588,000.00	151,295.94	101,062.46	0.00	0.00	252,358.40	151,295.94	101,062.46	0.00	0.00	252,358.40	0.00	335,541.60	0.00	0.00	
Longevity Pay (LP)	501021200	320,000.00	0.00	320,000.00	320,000.00	0.00	0.00	320,000.00	0.00	0.00	0.00	0.00	0.00	0.00	0.00	0.00	0.00	0.00	0.00	320,000.00	0.00	0.00	
Longevity Pay - Civilian	501021201	320,000.00	0.00	320,000.00	320,000.00	0.00	0.00	320,000.00	0.00	0.00	0.00	0.00	0.00	0.00	0.00	0.00	0.00	0.00	0.00	320,000.00	0.00	0.00	
Year End Bonus	501021400	17,862,000.00	0.00	17,862,000.00	17,862,000.00	0.00	0.00	17,862,000.00	0.00	17,403,423.00	0.00	0.00	17,403,423.00	0.00	17,403,423.00	0.00	0.00	17,403,423.00	0.00	458,577.00	0.00	0.00	
Bonus - Civilian	501021401	17,862,000.00	0.00	17,862,000.00	17,862,000.00	0.00	0.00	17,862,000.00	0.00	17,403,423.00	0.00	0.00	17,403,423.00	0.00	17,403,423.00	0.00	0.00	17,403,423.00	0.00	458,577.00	0.00	0.00	
Cash Gift	501021500	2,080,000.00	0.00	2,080,000.00	2,080,000.00	0.00	0.00	2,080,000.00	0.00	0.00	0.00	0.00	0.00	0.00	0.00	0.00	0.00	0.00	0.00	2,080,000.00	0.00	0.00	
Cash Gift - Civilian	501021501	2,080,000.00	0.00	2,080,000.00	2,080,000.00	0.00	0.00	2,080,000.00	0.00	0.00	0.00	0.00	0.00	0.00	0.00	0.00	0.00	0.00	0.00	2,080,000.00	0.00	0.00	
Mid-Year Bonus - Civilian	501021600	17,862,000.00	0.00	17,862,000.00	17,862,000.00	0.00	0.00	17,862,000.00	0.00	0.00	0.00	0.00	0.00	0.00	0.00	0.00	0.00	0.00	0.00	17,862,000.00	0.00	0.00	
Mid-Year Bonus - Civilian	501021601	17,862,000.00	0.00	17,862,000.00	17,862,000.00	0.00	0.00	17,862,000.00	0.00	0.00	0.00	0.00	0.00	0.00	0.00	0.00	0.00	0.00	0.00	17,862,000.00	0.00	0.00	
Other Bonuses and Allowances	501029900	3,340,000.00	0.00	3,340,000.00	3,340,000.00	0.00	0.00	3,340,000.00	0.00	0.00	0.00	0.00	0.00	0.00	0.00	0.00	0.00	0.00	0.00	3,340,000.00	0.00	0.00	
Productivity Enhancement Incentive - Civilian	501029912	2,080,000.00	0.00	2,080,000.00	2,080,000.00	0.00	0.00	2,080,000.00	0.00	0.00	0.00	0.00	0.00	0.00	0.00	0.00	0.00	0.00	0.00	2,080,000.00	0.00	0.00	
Anniversary Bonus - Civilian	501029908	1,260,000.00	0.00	1,260,000.00	1,260,000.00	0.00	0.00	1,260,000.00	0.00	0.00	0.00	0.00	0.00	0.00	0.00	0.00	0.00	0.00	0.00	1,260,000.00	0.00	0.00	
Personnel Benefit Contributions	501030000	3,105,000.00	0.00	3,105,000.00	3,105,000.00	0.00	0.00	3,105,000.00	938,328.74	541,111.38	0.00	0.00	1,879,440.12	882,268.45	943,115.01	0.00	0.00	1,825,387.46	0.00	1,225,559.88	0.00	54,052.68	
Pag-IBIG Contributions	501030200	499,000.00	0.00	499,000.00	499,000.00	0.00	0.00	499,000.00	132,200.00														

Department : State Universities and Colleges (SUCs)
 Agency : Tataric State University
 Operating Unit : < not applicable >
 Organization Code (UACS) : 08 037 000000
 Fund Cluster : 01 Regular Agency Fund
 (e.g. UACS Fund Cluster: 01-Regular Agency Fund, 02-Foreign Assisted Projects Fund, 03-Special Account-Locally Funded/Domestic Grants Fund, and 04-Special Account-Foreign Assisted/Foreign Grants Fund)

X	Current Year Appropriations
	Supplemental Appropriations
	Continuing Appropriations


Particulars	UACS CODE	Appropriations					Allotments			Obligations					Disbursements					Balances						
		Authorized Appropriations	Adjustments (Transfer To/From, Modifications/ Augmentations)	Adjusted Appropriations	Allotments Received	Adjustments (Reductions, Modifications/ Augmentations)	Transfer To	Transfer From	Adjusted Allotments	1st Quarter Ending March 31	2nd Quarter Ending June 30	3rd Quarter Ending Sept. 30	4th Quarter Ending Dec. 31	TOTAL	1st Quarter Ending March 31	2nd Quarter Ending June 30	3rd Quarter Ending Sept. 30	4th Quarter Ending Dec. 31	TOTAL	Unreleased Appropriations	Unobligated Allotments	Unpaid Obligations (15-20)+(23+24)				
		3	4	5=(3+4)	6	7	8	9	10=[(6+)(7)-8+9]	11	12	13	14	15=(11+12+13+14)	16	17	18	19	20=(16+17+18+19)	21=(5-10)	22=(10-15)	23	24			
Lump-sum for Filing of Positions - Civilian	501049907	10,492,000.00	0.00	10,492,000.00	0.00	0.00	0.00	0.00	0.00	0.00	0.00	0.00	0.00	0.00	0.00	0.00	0.00	0.00	0.00	0.00	10,492,000.00	0.00	0.00	0.00	0.00	
Lump-sum for Step Increments - Length of Service	501049910	535,000.00	0.00	535,000.00	0.00	0.00	0.00	535,000.00	17,485.35	2,498.23	0.00	0.00	19,983.58	17,485.35	2,498.23	0.00	0.00	19,983.58	0.00	0.00	515,016.42	0.00	0.00	0.00	0.00	
Loyalty Award - Civilian	501049915	280,000.00	0.00	280,000.00	0.00	0.00	0.00	280,000.00	0.00	0.00	0.00	0.00	0.00	0.00	0.00	0.00	0.00	0.00	0.00	0.00	280,000.00	0.00	0.00	0.00	0.00	
Maintenance and Other Operating Expenses		163,960,000.00	0.00	163,960,000.00	162,960,000.00	0.00	0.00	162,960,000.00	12,264,282.23	12,543,322.63	0.00	0.00	24,807,604.86	12,264,282.23	11,993,268.00	0.00	0.00	24,257,550.23	1,000,000.00	1,381,524.35	1,000,000.00	138,152,435.14	0.00	550,033.63	0.00	
Traveling Expenses	502010090	11,595,000.00	0.00	11,595,000.00	11,595,000.00	0.00	0.00	11,595,000.00	26,390.00	348,840.00	0.00	0.00	375,230.00	26,390.00	249,990.00	0.00	0.00	276,380.00	0.00	0.00	11,219,770.00	0.00	98,850.00	0.00	0.00	
Traveling Expenses - Local	502010100	10,238,000.00	0.00	10,238,000.00	10,238,000.00	0.00	0.00	10,238,000.00	26,390.00	348,840.00	0.00	0.00	375,230.00	26,390.00	249,990.00	0.00	0.00	276,380.00	0.00	0.00	11,219,770.00	0.00	98,850.00	0.00	0.00	
Traveling Expenses - Foreign	502010200	1,356,000.00	0.00	1,356,000.00	1,356,000.00	0.00	0.00	1,356,000.00	0.00	0.00	0.00	0.00	0.00	0.00	0.00	0.00	0.00	0.00	0.00	0.00	0.00	0.00	0.00	0.00	0.00	0.00
Training and Scholarship Expenses	502020000	7,851,000.00	0.00	7,851,000.00	7,851,000.00	0.00	0.00	7,851,000.00	32,411.00	76,500.00	0.00	0.00	108,911.00	32,411.00	45,250.00	0.00	0.00	77,661.00	0.00	0.00	7,742,089.00	0.00	31,250.00	0.00	0.00	
Training Expenses	502020100	4,951,000.00	0.00	4,951,000.00	4,951,000.00	0.00	0.00	4,951,000.00	6,750.00	76,500.00	0.00	0.00	83,250.00	6,750.00	45,250.00	0.00	0.00	52,000.00	0.00	0.00	4,867,750.00	0.00	31,250.00	0.00	0.00	
Training Expenses	502020102	4,951,000.00	0.00	4,951,000.00	4,951,000.00	0.00	0.00	4,951,000.00	6,750.00	76,500.00	0.00	0.00	83,250.00	6,750.00	45,250.00	0.00	0.00	52,000.00	0.00	0.00	4,867,750.00	0.00	31,250.00	0.00	0.00	
Scholarship Grants/Expenses	502020200	2,900,000.00	0.00	2,900,000.00	2,900,000.00	0.00	0.00	2,900,000.00	25,661.00	0.00	0.00	0.00	25,661.00	0.00	0.00	0.00	0.00	25,661.00	0.00	0.00	2,880,000.00	0.00	0.00	0.00	0.00	
Supplies and Materials Expenses	502030000	40,620,000.00	0.00	40,620,000.00	40,620,000.00	0.00	0.00	40,620,000.00	156,738.58	1,044,058.36	0.00	0.00	1,200,796.94	156,738.58	1,011,393.41	0.00	0.00	1,168,131.99	0.00	0.00	39,419,203.00	0.00	32,664.95	0.00	0.00	
Office Supplies Expenses	502030100	14,283,000.00	0.00	14,283,000.00	14,283,000.00	0.00	0.00	14,283,000.00	0.00	83,908.50	0.00	0.00	83,908.50	0.00	82,984.50	0.00	0.00	82,984.50	0.00	0.00	14,199,091.50	0.00	924.00	0.00	0.00	
Office Supplies Expenses	502030102	14,283,000.00	0.00	14,283,000.00	14,283,000.00	0.00	0.00	14,283,000.00	0.00	83,908.50	0.00	0.00	83,908.50	0.00	82,984.50	0.00	0.00	82,984.50	0.00	0.00	14,199,091.50	0.00	924.00	0.00	0.00	
Accountable Forms Expenses	502030200	55,000.00	0.00	55,000.00	55,000.00	0.00	0.00	55,000.00	0.00	0.00	0.00	0.00	0.00	0.00	0.00	0.00	0.00	0.00	0.00	0.00	55,000.00	0.00	0.00	0.00	0.00	
Fuel, Oil and Lubricants Expenses	502030900	2,244,000.00	0.00	2,244,000.00	2,244,000.00	0.00	0.00	2,244,000.00	116,208.58	355,965.86	0.00	0.00	472,174.44	116,208.58	255,965.86	0.00	0.00	472,174.44	0.00	0.00	1,771,825.56	0.00	31,740.55	0.00	0.00	
Other Supplies and Materials Expenses	502039000	24,038,000.00	0.00	24,038,000.00	24,038,000.00	0.00	0.00	24,038,000.00	40,530.00	804,184.00	0.00	0.00	844,714.00	40,530.00	572,443.00	0.00	0.00	617,973.00	0.00	0.00	23,993,286.00	0.00	31,740.55	0.00	0.00	
Utility Expenses	502040000	38,034,000.00	(130,104.70)	37,903,895.30	38,034,000.00	(130,104.70)	0.00	37,903,895.30	0.00	1,672,880.25	0.00	0.00	1,672,880.25	0.00	1,255,583.07	0.00	0.00	1,255,583.07	0.00	0.00	36,331,015.00	0.00	317,297.18	0.00	0.00	
Water Expenses	502040100	3,841,000.00	0.00	3,841,000.00	3,841,000.00	0.00	0.00	3,841,000.00	0.00	390,882.67	0.00	0.00	390,882.67	0.00	390,882.67	0.00	0.00	390,882.67	0.00	0.00	3,450,117.33	0.00	0.00	0.00	0.00	
Electricity Expenses	502040200	34,193,000.00	(130,104.70)	34,062,895.30	34,193,000.00	(130,104.70)	0.00	34,062,895.30	0.00	1,182,197.58	0.00	0.00	1,182,197.58	0.00	864,900.40	0.00	0.00	864,900.40	0.00	0.00	32,880,697.22	0.00	317,297.18	0.00	0.00	
Communication Expenses	502050000	4,905,000.00	0.00	4,905,000.00	4,405,000.00	0.00	0.00	4,405,000.00	80,704.31	0.00	0.00	0.00	80,704.31	0.00	80,704.31	0.00	0.00	80,704.31	0.00	0.00	4,324,295.68	0.00	0.00	0.00	0.00	
Telephone Expenses	502050200	1,905,000.00	0.00	1,905,000.00	1,905,000.00	0.00	0.00	1,905,000.00	80,704.31	0.00	0.00	0.00	80,704.31	0.00	80,704.31	0.00	0.00	80,704.31	0.00	0.00	1,824,295.68	0.00	0.00	0.00	0.00	
Landline	502050202	1,905,000.00	0.00	1,905,000.00	1,905,000.00	0.00	0.00	1,905,000.00	80,704.31	0.00	0.00	0.00	80,704.31	0.00	80,704.31	0.00	0.00	80,704.31	0.00	0.00	1,824,295.68	0.00	0.00	0.00	0.00	
Internet Subscription Expenses	502050300	3,000,000.00	0.00	3,000,000.00	2,500,000.00	0.00	0.00	2,500,000.00	0.00	0.00	0.00	0.00	0.00	0.00	0.00	0.00	0.00	0.00	0.00	0.00	500,000.00	0.00	2,500,000.00	0.00	0.00	
Awards/Rewards and Prizes	502060000	10,000.00	0.00	10,000.00	10,000.00	0.00	0.00	10,000.00	0.00	9,666.66	0.00	0.00	9,666.66	0.00	9,666.66	0.00	0.00	9,666.66	0.00	0.00	9,666.66	0.00	333.34	0.00	0.00	
Awards/Rewards Expenses	502060100	10,000.00	0.00	10,000.00	10,000.00	0.00	0.00	10,000.00	0.00	9,666.66	0.00	0.00	9,666.66	0.00	9,666.66	0.00	0.00	9,666.66	0.00	0.00	9,666.66	0.00	333.34	0.00	0.00	
Rewards and Incentives	502060102	10,000.00	0.00	10,000.00	10,000.00	0.00	0.00	10,000.00	0.00	9,666.66	0.00	0.00	9,666.66	0.00	9,666.66	0.00	0.00	9,666.66	0.00	0.00	9,666.66	0.00	333.34	0.00	0.00	
Confidential, Intelligence and Extraordinary Expenses	502100000	136,000.00	0.00	136,000.00	136,000.00	0.00	0.00	136,000.00	25,000.00	50,000.00	0.00	0.00	75,000.00	25,000.00	50,000.00	0.00	0.00	75,000.00	0.00	0.00	61,000.00	0.00	0.00	0.00	0.00	
Extraordinary and Miscellaneous Expenses	502100000	136,000.00	0.00	136,000.00	136,000.00	0.00	0.00	136,000.00	25,000.00	50,000.00	0.00	0.00	75,000.00	25,000.00	50,000.00	0.00	0.00	75,000.00	0.00	0.00	61,000.00	0.00	0.00	0.00	0.00	
Professional Services	502110000	14,392,000.00	130,104.70	14,522,104.70	14,392,000.00	130,104.70	0.00	14,522,104.70	3,368,965.93	2,796,699.07	0.00	0.00	6,165,625.00	3,368,965.93	2,796,699.07	0.00	0.00	6,165,625.00	0.00	0.00	8,556,889.70	0.00	1,096.50	0.00	0.00	
Legal Services	502110100	125,000.00	130,104.70	255,104.70	125,000.00	130,104.70	0.00	255,104.70	0.00	0.00	0.00	0.00	255,104.70	255,104.70	0.00	0.00	0.00	255,104.70	0.00	0.00	0.00	0.00	0.00	0.00	0.00	
Auditing Services	502110200	105,000.00	0.00	105,000.00	105,000.00	0.00	0.00	105,000.00	0.00	1,096.50	0.00	0.00	1,096.50	0.00	0.00	0.00	0.00	1,096.50	0.00	0.00	103,903.50	0.00	1,096.50	0.00	0.00	
Consultancy Services	502110300	52,000.00	0.00	52,000.00	52,000.00	0.00	0.00	52,000.00	0.00	0.00	0.00	0.00	0.00	0.00	0.00	0.00	0.00	0.00	0.00	0.00	52,000.00	0.00	0.00	0.00	0.00	
Consultancy Services	502110302	52,000.00	0.00	52,000.00	52,000.00	0.00	0.00	52,000.00	0.00	0.00	0.00	0.00	0.00	0.00	0.00	0.00	0.00	0.00	0.00	0.00	52,000.00	0.00	0.00	0.00	0.00	
Other Professional Services	502119900	14,110,000.00	0.00	14,110,000.00	14,110,000.00	0.0																				


Department : State Universities and Colleges (SUCs)
 Agency : Tarlac State University
 Operating Unit : < not applicable >
 Organization Code (UACS) : 08 037 000000
 Fund Cluster : 01 Regular Agency Fund


X	Current Year Appropriations
	Supplemental Appropriations
	Continuing Appropriations


(e.g. UACS Fund Cluster: 01-Regular Agency Fund, 02-Foreign Assisted Projects Fund, 03-Special Account-Locally Funded/Domestic Grants Fund, and 04-Special Account-Foreign Assisted/Foreign Grants Fund)

Particulars	UACS CODE	Appropriations			Allotments				Obligations					Disbursements					Balances						
		Authorized Appropriations	Adjustments (Transfer To/From, Modifications/ Augmentations)	Adjusted Appropriations	Allotments Received	Adjustments (Reductions, Modifications/ Augmentations)	Transfer To	Transfer From	Adjusted Allotments	1st Quarter Ending March 31	2nd Quarter Ending June 30	3rd Quarter Ending Sept. 30	4th Quarter Ending Dec. 31	TOTAL	1st Quarter Ending March 31	2nd Quarter Ending June 30	3rd Quarter Ending Sept. 30	4th Quarter Ending Dec. 31	TOTAL	Unreleased Appropriations	Unobligated Allotments	Unpaid Obligations (15-20)+(23+24)			
		3	4	5=(3+4)	6	7	8	9	10=[(6+(-7)-8)+9]	11	12	13	14	15=(11+12+13+14)	16	17	18	19	20=(16+17+18+19)	21=(5-10)	22=(10-15)	23	24		
Fidelity Bond Premiums	502190200	80,000.00	0.00	80,000.00	80,000.00	0.00	0.00	80,000.00	3,018.75	33,375.00	0.00	0.00	36,393.75	3,018.75	7,500.00	0.00	0.00	10,518.75	0.00	43,696.25	0.00	25,878.00			
Other Maintenance and Operating Expenses	502999000	19,054,000.00	0.00	19,054,000.00	18,554,000.00	0.00	0.00	18,554,000.00	3,286,171.95	1,412,789.61	0.00	0.00	4,698,961.57	3,286,171.95	1,369,785.61	0.00	0.00	4,655,957.57	590,000.00	13,856,038.43	0.00	43,000.00			
Advertising Expenses	502990100	45,000.00	0.00	45,000.00	45,000.00	0.00	0.00	45,000.00	0.00	0.00	0.00	0.00	0.00	0.00	0.00	0.00	0.00	0.00	0.00	45,000.00	0.00	0.00			
Printing and Publication Expenses	502990200	581,000.00	0.00	581,000.00	581,000.00	0.00	0.00	581,000.00	87,696.70	133,895.00	0.00	0.00	221,591.70	87,696.70	133,895.00	0.00	0.00	221,591.70	0.00	358,408.30	0.00	0.00			
Representation Expenses	502990300	512,000.00	0.00	512,000.00	512,000.00	0.00	0.00	512,000.00	150,000.00	43,000.00	0.00	0.00	193,000.00	150,000.00	0.00	0.00	0.00	150,000.00	0.00	319,000.00	0.00	43,000.00			
Rent/Lease Expenses	502990500	190,000.00	0.00	190,000.00	190,000.00	0.00	0.00	190,000.00	0.00	0.00	0.00	0.00	0.00	0.00	0.00	0.00	0.00	0.00	0.00	190,000.00	0.00	0.00			
Rent - Motor Vehicles	502990503	190,000.00	0.00	190,000.00	190,000.00	0.00	0.00	190,000.00	0.00	0.00	0.00	0.00	0.00	0.00	0.00	0.00	0.00	0.00	0.00	190,000.00	0.00	0.00			
Membership Dues and Contributions to Organizations	502990600	191,000.00	0.00	191,000.00	191,000.00	0.00	0.00	191,000.00	20,000.00	70,000.00	0.00	0.00	90,000.00	20,000.00	70,000.00	0.00	0.00	90,000.00	0.00	101,000.00	0.00	0.00			
Subscription Expenses	502990700	5,560,000.00	0.00	5,560,000.00	5,560,000.00	0.00	0.00	5,560,000.00	345,833.88	348,012.51	0.00	0.00	693,846.39	345,833.88	348,012.51	0.00	0.00	693,846.39	0.00	4,866,153.61	0.00	0.00			
Other Subscription Expenses	502990799	5,560,000.00	0.00	5,560,000.00	5,560,000.00	0.00	0.00	5,560,000.00	345,833.88	348,012.51	0.00	0.00	693,846.39	345,833.88	348,012.51	0.00	0.00	693,846.39	0.00	4,866,153.61	0.00	0.00			
Donations	502998000	21,000.00	0.00	21,000.00	21,000.00	0.00	0.00	21,000.00	0.00	0.00	0.00	0.00	0.00	0.00	0.00	0.00	0.00	0.00	0.00	21,000.00	0.00	0.00			
Other Maintenance and Operating Expenses	502999000	11,954,000.00	0.00	11,954,000.00	11,454,000.00	0.00	0.00	11,454,000.00	2,682,641.38	817,882.10	0.00	0.00	3,500,523.48	2,682,641.38	817,882.10	0.00	0.00	3,500,523.48	500,000.00	7,953,476.52	0.00	0.00			
Other Maintenance and Operating Expenses	502999099	11,954,000.00	0.00	11,954,000.00	11,454,000.00	0.00	0.00	11,454,000.00	2,682,641.38	817,882.10	0.00	0.00	3,500,523.48	2,682,641.38	817,882.10	0.00	0.00	3,500,523.48	500,000.00	7,953,476.52	0.00	0.00			
Capital Outlay	506040000	105,672,000.00	0.00	105,672,000.00	85,672,000.00	0.00	0.00	85,672,000.00	17,571,100.00	45,756,047.35	0.00	0.00	63,327,147.35	0.00	23,486,316.57	0.00	0.00	23,486,316.57	20,000,000.00	22,345,852.65	0.00	38,899,827.78			
Property, Plant and Equipment Outlay	506040000	105,672,000.00	0.00	105,672,000.00	85,672,000.00	0.00	0.00	85,672,000.00	17,571,100.00	45,756,047.35	0.00	0.00	63,327,147.35	0.00	23,486,316.57	0.00	0.00	23,486,316.57	20,000,000.00	22,345,852.65	0.00	38,899,827.78			
Buildings and Other Structures	506040000	66,000,000.00	0.00	66,000,000.00	46,000,000.00	0.00	0.00	46,000,000.00	0.00	45,756,047.35	0.00	0.00	45,756,047.35	0.00	6,863,257.10	0.00	0.00	6,863,257.10	20,000,000.00	244,952.65	0.00	38,891,790.25			
Buildings	506040001	26,000,000.00	0.00	26,000,000.00	16,000,000.00	0.00	0.00	16,000,000.00	0.00	15,953,775.41	0.00	0.00	15,953,775.41	0.00	2,393,066.31	0.00	0.00	2,393,066.31	10,000,000.00	46,224.59	0.00	13,560,799.10			
School Buildings	506040002	40,000,000.00	0.00	40,000,000.00	30,000,000.00	0.00	0.00	30,000,000.00	0.00	29,801,271.94	0.00	0.00	29,801,271.94	0.00	4,470,190.79	0.00	0.00	4,470,190.79	10,000,000.00	198,728.06	0.00	25,331,081.15			
Machinery and Equipment Outlay	506040500	39,672,000.00	0.00	39,672,000.00	39,672,000.00	0.00	0.00	39,672,000.00	17,571,100.00	0.00	0.00	0.00	17,571,100.00	0.00	16,623,062.47	0.00	0.00	16,623,062.47	0.00	22,103,900.00	0.00	948,037.53			
Information and Communication Technology Equipment	506040503	16,672,000.00	0.00	16,672,000.00	16,672,000.00	0.00	0.00	16,672,000.00	17,571,100.00	0.00	0.00	0.00	17,571,100.00	0.00	16,623,062.47	0.00	0.00	16,623,062.47	0.00	2,100,900.00	0.00	948,037.53			
Technical and Scientific Equipment	506040514	20,000,000.00	0.00	20,000,000.00	20,000,000.00	0.00	0.00	20,000,000.00	0.00	0.00	0.00	0.00	0.00	0.00	0.00	0.00	0.00	0.00	20,000,000.00	0.00	0.00	0.00			
B. AUTOMATIC APPROPRIATIONS		26,723,000.00	636,593.00	26,356,593.00	26,356,593.00	0.00	0.00	26,356,593.00	6,180,690.52	6,250,967.98	0.00	0.00	12,431,658.90	2,017,568.48	8,323,038.92	0.00	0.00	10,340,607.40	0.00	13,926,934.10	0.00	2,051,051.50			
Retirement and Life Insurance Premiums		26,723,000.00	636,593.00	26,356,593.00	26,356,593.00	0.00	0.00	26,356,593.00	6,180,690.52	6,250,967.98	0.00	0.00	12,431,658.90	2,017,568.48	8,323,038.92	0.00	0.00	10,340,607.40	0.00	13,926,934.10	0.00	2,051,051.50			
C. SPECIAL PURPOSE FUNDS		0.00	16,050,557.00	16,050,557.00	0.00	0.00	16,050,557.00	0.00	9,541,953.22	0.00	0.00	0.00	9,541,953.22	9,541,953.22	9,541,953.22	0.00	0.00	0.00	9,541,953.22	0.00	6,508,604.78	0.00	0.00		
Miscellaneous Personnel Benefits Fund		0.00	16,050,557.00	16,050,557.00	0.00	0.00	16,050,557.00	0.00	9,541,953.22	0.00	0.00	0.00	9,541,953.22	9,541,953.22	9,541,953.22	0.00	0.00	0.00	9,541,953.22	0.00	6,508,604.78	0.00	0.00		
Other Compensation	501029999	0.00	9,541,953.00	9,541,953.00	0.00	0.00	9,541,953.00	0.00	9,541,953.22	0.00	0.00	0.00	9,541,953.22	9,541,953.22	9,541,953.22	0.00	0.00	0.00	9,541,953.22	0.00	(0.22)	0.00	0.00		
Other Bonuses and Allowances		0.00	9,541,953.00	9,541,953.00	0.00	0.00	9,541,953.00	0.00	9,541,953.22	0.00	0.00	0.00	9,541,953.22	9,541,953.22	9,541,953.22	0.00	0.00	0.00	9,541,953.22	0.00	(0.22)	0.00	0.00		
Performance Based Bonus - Civilian	501029914	0.00	9,541,953.00	9,541,953.00	0.00	0.00	9,541,953.00	0.00	9,541,953.22	0.00	0.00	0.00	9,541,953.22	9,541,953.22	9,541,953.22	0.00	0.00	0.00	9,541,953.22	0.00	0.00	0.00	0.00		
Other Personnel Benefits	501049000	0.00	6,508,604.00	6,508,604.00	0.00	0.00	6,508,604.00	0.00	0.00	0.00	0.00	0.00	0.00	0.00	0.00	0.00	0.00	0.00	0.00	6,508,604.00	0.00	0.00	0.00		
Other Personnel Benefits		0.00	6,508,604.00	6,508,604.00	0.00	0.00	6,508,604.00	0.00	0.00	0.00	0.00	0.00	0.00	0.00	0.00	0.00	0.00	0.00	0.00	6,508,604.00	0.00	0.00	0.00		
Lump-sum for Filing of Positions - Civilian	501049007	0.00	6,508,604.00	6,508,604.00	0.00	0.00	6,508,604.00	0.00	0.00	0.00	0.00	0.00	0.00	0.00	0.00	0.00	0.00	0.00	0.00	6,508,604.00	0.00	0.00	0.00		
GRAND TOTAL		550,543,000.00	16,686,150.00	607,229,150.00	559,696,593.00	16,050,557.00	0.00	575,737,150.00	108,535,183.08	149,152,513.54	0.00	0.00	257,687,696.62	86,744,900.35	127,894,387.19	0.00	0.00	214,639,287.55	31,492,000.00	318,049,453.38	0.00	43,048,409.09			


 RYAN R. RONQUILLO
 Officer-in-Charge
 Date: 2021-07-21 09:00:25


 JOHN ERWIN C. PANLILIO
 Accountant
 Date: 2021-07-21 09:00:25


 JOHN ERWIN C. PANLILIO
 Director, FMS
 Date: 2021-07-21 13:27:28


 MYRNA Q. MALLARI
 Agency Head
 Date: 2021-07-21 15:31:45